

WORLD BATON TWIRLING FEDERATION

**INTERNATIONAL CUP
RULES &
REGULATIONS**

SECTION 11



2011

WBTF INTERNATIONAL CUP

GENERAL INFORMATION

1. The WBTF International Cup shall be open to athletes who are members of the organization whose Association/Federation is a member of the World Baton Twirling Federation. All athletes must hold a valid passport in their own name from the country he/she represents as proof of their citizenship.
2. The International Cup and World Championships shall be held on alternating years – International Cup on odd-numbered years (2009, 2011, 2013, etc.) and the World Championships on the even-numbered years (2010, 2012, 2014, etc.)
3. Certified WBTF International Cup Judges will judge International Cup events.
4. **Please note:** At the International Cup competition in 2011, the WBTF will be introducing a new format to the *International Cup Freestyle & *International Cup Freestyle Pairs event. (*Update August.03.2010 – Name was changed from Dance Twirl & Dance Twirl Pairs to Artistic Twirl & Artistic Pairs – see rule specifications in manual). **World Freestyle**, compulsories and short program will no longer be offered as part of the International Cup competition. The WBTF will be announcing the musical selection for the 2011 IC championship in the spring of 2010. This manual will be updated again prior to the 2011 season to reflect any additional information implemented by WBTF.

WBTF'S PHILOSOPHY STATEMENT FOR AN EQUITABLE COMPETITION AMONG INTERNATIONAL CUP ATHLETES

It is the responsibility of the coach and athlete to enter the appropriate International Cup level based on the athlete's true proficiency of skills and experience. The WBTF expects that all member countries will respect and honor these levels in order to uphold the integrity of International competition and promote an honest competitive environment.

By reviewing the content restrictions that are in place, athletes should enter the appropriate level based on their proficiency and competitive achievement. Athletes who compete at higher levels throughout the year in their respective countries, **SHOULD NOT** have routines "watered-down" in order to meet the content restriction requirement to compete at a lower level.

EVENTS, AGE DIVISIONS & LEVELS

The Events and Levels offered at the International Cup shall be as follows:

- ❖ Solo
 - Level B – Junior, Senior, Adult
 - Level A – Junior, Senior, Adult
 - Level Elite – Junior, Senior, Adult
- ❖ Two-Baton
 - Level B – Junior, Senior, Adult
 - Level Elite – Junior, Senior, Adult
- ❖ Three-Baton
 - Level B – Junior, Senior, Adult
 - Level Elite – Junior, Senior, Adult
- ❖ Artistic Twirl
 - Level B – Junior, Senior, Adult
 - Level A – Junior, Senior, Adult
 - Elite – Junior, Senior, Adult
- ❖ Artistic Pairs
 - Level B – Junior, Senior, Adult
 - Level A – Junior, Senior, Adult
 - Elite – Junior, Senior, Adult
- ❖ Team
 - Level B
 - Level A
 - Level Elite
- ❖ Group
 - Level B
 - Level A

NUMBER OF COMPETITORS ALLOWED PER COUNTRY:

For the 2011 & Beyond:

SOLO	6 athletes in each level and age division
2 BATON	6 athletes in each level and age division
3 BATON	6 athletes in each level and age division
ARTISTIC TWIRL	6 athletes in each level and age division
ARTISTIC PAIRS	6 pairs in each level and age division
TEAM	3 teams in each level and age division
GROUPS	3 group in each level and age division

MEN AND WOMEN DIVISIONS

- ❖ Men and Women shall compete against each other in all Levels in Solo, 2-Baton, 3-Baton & Artistic Twirl events.
- ❖ Artistic Pairs may be comprised of female/female, male/female, male/male.
- ❖ Teams & Groups may be comprised of combinations of men and women, all female, all male.

COSTUME, FOOTWEAR & BATON GUIDELINES

There shall be no restrictions on costume choice for any of the events bearing in mind that this is a sport

Footwear must meet the requirements of the facility.

Batons must conform to the definition of “baton”. Shafts may be of any color. Tape, of choice, may be used bearing in mind that this is a sport.

WARM UP PERIODS

There shall be no official warm up periods held on the main competition floor prior to or during the competition. A practice area must be available near the main competition floor.

MUSIC TEST AND COSTUME INSPECTION

There shall be no music tests or costume inspections.

ARTISTIC PAIR - ALTERNATES

All International Cup Artistic Pairs may have an alternate member. A Mixed Pair (female/male) may have 2 alternate members (1 female, 1 male). The alternate for a senior pair must be Senior.

RULES SPECIFIC TO TEAMS AND GROUPS

- a. International Cup Teams and Groups shall follow the rules for WBTF Team as stated in the WBTF Manual.
- b. Team Alternates are considered as part of a country's International Cup Contingent.
- c. A Team/Group may only be comprised of members who are residents of the same country.

- d. An athlete may be a member of one Team and/or a member of one Group at the same competition and be allowed to compete in the same level in both or in different levels (e.g.: athlete could be in a Level A Team and a Level B Group). However, an athlete shall not be permitted to be a member of two different Teams or two different Groups (e.g.: athlete could not be in a Level B Team and a Level A Team).
- e. An athlete shall not be permitted to compete against him/herself.
- f. The use of props shall not be allowed for Teams or Groups.
- g. Teams and Groups shall enter from the Judge's left and exit to the Judges' Right.
- h. Two alternates shall be permitted for Teams and Groups.

AGE DIVISIONS

Where age divisions apply, "age" shall be determined as the age an athlete is during the period of January 1st to December 31st in the competition year.

Solo, 2-Baton, 3-Baton, and Artistic Twirl

Junior	=	12 – 16
Senior	=	17 – 20
Adult	=	21 and over

IC Artistic Pairs (using the ages as shown above)

Junior	=	Junior + Junior
Senior	=	Junior + Senior; Senior + Senior
Adult	=	Junior + Adult; Senior + Adult; Adult + Adult

Teams, Groups

There will be no age divisions for Team or Group. Minimum age is 12.

SIZES FOR TEAM AND GROUP

Team	=	6 to 8 members
Group	=	10 to 20 members

Alternates: maximum 2 for Teams and Groups.

MUSIC & TIME LIMITS FOR SOLO, 2-BATON, 3-BATON, ARTISTIC TWIRL & ARTISTIC PAIR EVENTS (All Levels)

Athletes shall perform to the WBTF International Cup prescribed music selection for these events that are timed to the following time limits:

Solo	=	1:47 minutes
2 & 3 Baton	=	1:33 minutes
Artistic Twirl	=	* Approx 1:30
Artistic Pairs	=	* Approx 1:30

There is no minimum time limit therefore athletes may complete their routines prior to the completion of the music. Judges will not assess or give credit to material presented after the music ends. Judging shall discontinue at the conclusion of the music.

* 2011 Artistic Twirl & Artistic Pair standard music - The WBTF has selected the new piece of music which will be available to all countries on the WBTF website.

MUSIC & TIME LIMITS FOR TEAMS AND GROUPS (All Levels)

Music selection shall be the choice of the Team or Group.

Teams and Groups must submit their music CD's at the International Cup Registration Desk.

Time Limits (Team and Group):

3:00 minutes minimum to 3:30 minutes maximum (**2:50 – 3:40)

Timing & Judging begins and ends with the first and last note of music or sound, which shall include the starting beep.

CONTENT RULES

Each country or coach has the authority to determine the level of his or her athletes in Solo, 2-Baton, 3-Baton, **Artistic Twirl and Artistic Pairs**, Teams and Groups. Athletes may be Level A in one individual, team or group event and Level B in another individual, team or group event dependent upon his/her skill level in each particular event.

A coach must reference the following Content Restrictions to determine the individual/team/group's Level:

- ❖ EFFECTIVE 2010 – LEVEL “B”
SOLO, 2-BATON, 3-BATON, **ARTISTIC TWIRL, ARTISTIC PAIRS**, TEAMS, AND GROUPS
- ❖ EFFECTIVE 2010 – LEVEL “A”
SOLO, **ARTISTIC TWIRL, ARTISTIC PAIRS**, AND TEAMS **AND GROUPS**
- ❖ EFFECTIVE 2010 – ELITE LEVEL
SOLO, 2-BATON, 3-BATON, **ARTISTIC TWIRL, ARTISTIC PAIRS**, AND TEAMS
No restrictions on Elite level material presented.

REFER TO THE WBTF'S PHILOSOPHY STATEMENT FOR AN EQUITABLE COMPETITION AMONG INTERNATIONAL CUP ATHLETES ON PAGE 2.

- a. **CONTENT RESTRICTIONS: Content Restrictions Charts Pages 6 & 7**

Solo, **Artistic Twirl, Artistic Pairs**, Teams and Group Content Restrictions

CATEGORY	Level B	Level A	Elite
Spins	<ul style="list-style-type: none"> • 2 Spins <ul style="list-style-type: none"> ◦ Releases – standard ◦ Reception – no restrictions • 1 Spin <ul style="list-style-type: none"> ◦ no restrictions on releases and receptions 	<ul style="list-style-type: none"> • 4 Spins <ul style="list-style-type: none"> ◦ Release - Standard ◦ Reception – Standard • 3 Spins <ul style="list-style-type: none"> ◦ Releases – standard ◦ Receptions – no restrictions • 1-2-spin <ul style="list-style-type: none"> ◦ no restrictions on releases and receptions 	<ul style="list-style-type: none"> • No Restrictions
Aerial Gymnastic	<ul style="list-style-type: none"> • Not allowed 	<ul style="list-style-type: none"> • Aerial cartwheels (1) ONLY <ul style="list-style-type: none"> ◦ Release – Standard ◦ Reception – No Restrictions • Aerial Cartwheels cannot be used in combination with any other body move, including spins or itself 	<ul style="list-style-type: none"> • No Restrictions
Stationary Complex & Traveling Complex	<ul style="list-style-type: none"> • Single major body move under toss <ul style="list-style-type: none"> ◦ Releases – standard ◦ Receptions – standard • Single major body move under toss with minor body move on release and/or catch. (i.e. chasse, hop/skip, step-step) <ul style="list-style-type: none"> ◦ Releases – standard ◦ Receptions – standard 	<ul style="list-style-type: none"> • Single major body move with 2 spins under toss <ul style="list-style-type: none"> ◦ Releases – standard ◦ Receptions - standard • Single major body move under toss with major body move on release and catch (3 major body moves together; only 1 under the toss) <ul style="list-style-type: none"> ◦ Releases – no restrictions ◦ Receptions – no restrictions • Double major body move under toss <ul style="list-style-type: none"> • Releases – standard • Receptions – standard 	<ul style="list-style-type: none"> • No Restrictions
Double Element Tricks	<ul style="list-style-type: none"> • Not Allowed 	<ul style="list-style-type: none"> • Double major body move under toss <ul style="list-style-type: none"> ◦ Releases – standard ◦ Receptions – standard • Aerial cartwheels cannot be used in combination with any other major body, move, including spins or itself • No double aerial Cartwheel • Traveling Complex: Minor body move on prep and/or follow through allowed • Stationary Complex: No additional body work allowed on entrance or exit 	<ul style="list-style-type: none"> • No Restrictions
Rolls	<ul style="list-style-type: none"> • No continuous front neck rolls (with or without hands) • No front neck figure 8's • No monster rolls (partial or complete) 	<ul style="list-style-type: none"> • No Restrictions 	<ul style="list-style-type: none"> • No Restrictions
Contact Material	<ul style="list-style-type: none"> • No Restrictions 	<ul style="list-style-type: none"> • No Restrictions 	<ul style="list-style-type: none"> • No Restrictions
<ul style="list-style-type: none"> • **Walkovers can be front or back DEFINITION OF TERMS: <i>Standard Reception</i> – (refers to type of catch) Vertical or Horizontal RH or LH catch or RH or LH grab. <i>Standard Release</i> – Vertical RH or LH thumb toss. Vertical RH or LH backhand toss or Horizontal RH or LH toss. <i>Major Body Moves</i>: A move that requires significant control, flexibility, strength, amplitude and extension. This classification includes any body move desired and includes moves such as: Illusions, walkovers, leaps, or jumps (of any type), sauté arabesque, attitude, grand battement, saute de basque, tour jeté, cabriole.. These moves will be approximately 3 or more counts in duration. <i>Minor Body Moves</i>: A move that does not require significant control, flexibility, strength, amplitude, or extension and additionally does not require horizontal or vertical reorientation to the baton (no body rotations <turns>) or maneuvering the body upside down (illusions, bows, etc). These moves will be approximately 2 counts in duration. This classification includes moves such as: hop, skip, chassé, piqué, step-step, and coupé, sauté. This category will often be used as preparation or follow through movements. Refer to the for definition of terms not defined in this chart 			
<ul style="list-style-type: none"> • EXECUTION OF ANY DISALLOWED MOVES WILL RESULT IN A PENALTY TO BE ASSESSED FOR EACH VIOLATION OF CONTENT RESTRICTIONS. 			

2 Baton Content Restrictions

Category	Level B	Level A	Elite
Spins	<ul style="list-style-type: none"> • 1 Spin <ul style="list-style-type: none"> ◦ Release – No Restriction ◦ Reception – No Restrictions • 2 Spin <ul style="list-style-type: none"> ◦ Release – Standard ◦ Reception – Standard • Note – open hand releases are considered “Standard” 	Not Offered at this level	<ul style="list-style-type: none"> • No Restrictions
Stationary & Traveling Complex	<ul style="list-style-type: none"> • Single major body under toss <ul style="list-style-type: none"> ◦ Release – Standard ◦ Reception – Standard • Note – open hand releases are considered “Standard” 		<ul style="list-style-type: none"> • No Restrictions
Rolls	<ul style="list-style-type: none"> • No continuous front neck rolls (with or without hands) • No front neck figure 8’s • No monster rolls (partial or complete) 		<ul style="list-style-type: none"> • No Restrictions
Contact Material	<ul style="list-style-type: none"> • No Restrictions 		<ul style="list-style-type: none"> • No Restrictions

3 Baton Content Restrictions

Category	Level B	Level A	Elite
Spins	<ul style="list-style-type: none"> • 1 Spin <ul style="list-style-type: none"> ◦ Release – Standard ◦ Reception – Standard • Note – open hand releases are considered “Standard” 	Not offered at this level	<ul style="list-style-type: none"> • No Restrictions
Stationary/Traveling Complex	<ul style="list-style-type: none"> • Single major body move under toss <ul style="list-style-type: none"> ◦ Release – Standard ◦ Reception – Standard • Note – open hand releases are considered “Standard” 		<ul style="list-style-type: none"> • No Restrictions
Rolls	<ul style="list-style-type: none"> • No continuous front neck rolls (with or without hands) • No front neck figure 8’s • No monster rolls (partial or complete) 		<ul style="list-style-type: none"> • No Restrictions
Contact Material	<ul style="list-style-type: none"> ◦ No Restrictions 		<ul style="list-style-type: none"> • No Restrictions

Content Penalties for Levels B & A

	Solo	2 & 3 Baton	Artistic Twirl Artistic Pairs	Teams, Groups
Penalty Assessed	1 point per penalty per judge	1 point per penalty per judge	1 points per penalty per judge	10 point penalty per judge (for each infraction by the Team or Group)

c. PENALTIES

LEVEL B PENALTIES FOR SOLO, 2-BATON, 3-BATON, ARTISTIC TWIRL, ARTISTIC PAIRS, TEAMS AND GROUPS

LEVEL A PENALTIES FOR SOLO, ARTISTIC TWIRL, ARTISTIC PAIRS, AND TEAMS

The following penalties for including material that is more than the written restrictions above shall be assessed for each illegal element:

- 1 Point deduction per judge for each penalty for Solo, 2-Baton, 3-Baton, ARTISTIC TWIRL, ARTISTIC PAIRS
- 10 Points deduction per judge for each infraction (not per member) for Teams - Groups

COMPETITION PROCEDURES

Number of Judges

- ❖ Solo, 2-Baton, 3-Baton, Artistic Twirl & Artistic Pairs
3 Judges per lane, plus a Timing/Penalty Judge to record the time of the music, content restrictions and any other penalties for all competitors.
- ❖ Teams/Groups:
3 Judges per lane. There shall be 2 panels of judges total 6 judges) plus a Timing/Penalty Judge to record the time of the music, content restrictions and any other penalties for all competitors.
- ❖ Judges who judge the Preliminary Rounds will also be selected to judge the same divisions in the Final Rounds, when it is possible (considering any organizational set up problems which could occur.)
- ❖ Explanation of Team & Group Judging
The 2 panels of Judges will be seated in the stands. The Competition Director shall determine the most efficient way to set the Order of Appearance.
Examples:
 - All teams judged by Panel #1 alternating with all groups judged by Panel #2.
 - All A teams & groups judged by Panel #1 and all B teams & groups judged by Panel #2.

COMPETITION PROCEDURES (continued)

Competition Floor Size - All Events:

- ❖ 50 feet (15 meters) x 84 feet (25 meters) minimum (standard basketball floor size)
- ❖ In Individual events, a lane shall be approximately 15 feet (4.5 meters) across and 15-20 feet (4.5-6 meters) deep. The number of lanes and the actual size of each lane will be dependent on the available size of the competition floor.
- ❖ In **Artistic Twirl & Artistic Pairs**, a lane shall be approximately 30 feet (9 meters) across and 15-20 feet (4.5-6 meters) deep. The number of lanes will divided the floor into 4 performance areas.
- ❖ During Team and Group competition, a marker approved by the facility (e.g.: tape, pylon) shall be used to designate the floor boundaries in each corner and the center of competition floor shall be marked.

Floor Set Up – Solo, 2-Baton, 3-Baton, Dance Twirl & Dance Pair Events:

- ❖ Judges' tables shall be referred to as "lanes". See below for floor plan.
- ❖ The recommendation is to run 6 to 8 lanes for these events (based on available size of the competition floor).
- ❖ The Music Coordinator and Announcer shall be seated in an area off the competition floor with an unobstructed view of all lanes.
- ❖ Tables shall be skirted as well as marked with Lane Number (on front of table and on the back of one judge's chair).
- ❖ The Set Number shall be displayed prominently near the competition floor.

Floor Set Up - Teams and Groups:

- ❖ Competition floor shall be clear and empty.
- ❖ Judges shall be seated in the stands.
- ❖ The Music Coordinator and Announcer shall be seated in an area off the competition floor with an unobstructed view of the floor.

Order of Events:

The Competition Director shall determine the actual Order of Events for the International Cup competition.

Order of Rounds:

- ❖ All Preliminary Rounds
- ❖ Semifinals Rounds
- ❖ All Final **and/or Consolation Final** Rounds

Order of Appearance:

- ❖ Preliminary, semi final Rounds – random draw
- ❖ Final **and/or Consolation Final** Rounds – reverse order

Competition & Announcing Procedures

- ❖ A printed "Set System" (or Program) shall be developed to indicate the Order of Events and the order in which the competitors shall perform.

❖ Solo, 2-Baton, 3-Baton, Artistic Twirl & Artistic Pairs events Competition:

The Set System shall list the names of each athlete (and his/her country) in each lane (indicating the event and division). For Set #1, the Announcer shall call the set number, then the name of the athlete (and his/her country name) on each lane that correspond to that set number. The athletes shall acknowledge to the judge (e.g.: releve' with arms raised in a "V"). After all athletes for that set have been introduced, the Announcer will then ask "Are the judges ready?", say "Music" and each athlete will begin their routine when the music starts.

Upon completion of the music, the Announcer will announce the next set number and introduce the athletes (and their country name) on each of the lanes. At this point, the Announcer will say "Judges Score" and the judges will use flashcards to indicate their scores to the athlete and the audience. Those athletes will leave the floor, the next will take their position in front of the judges, and the Announcer will ask "Are the judges ready" and then say "Music". This procedure will continue until all sets are completed.

❖ Team and Group Competition:

The Set System shall list the names of each team/group (and its country) in each lane. Each team/group shall have a "set number".

The Announcer shall introduce the name of Set #1 team/group and its country. The team/group shall enter the floor from the judges' left and take their position. The Announcer shall ask "Judges Ready?" and then say "Music" and the team/group shall begin their routine when the music starts.

Upon completion of the routine and the athletes have exited the floor to the Judges' Right, the Announcer shall state the next set number and introduce the next team/group to compete. When that team/group is finished, before introducing the next set and team/group, the Announcer shall say "Judges please prepare your scores for (*name of first team to compete*)" and the team/group who performed previously shall return to the podium area. The Announcer shall say, "Judges please show scores" and read the scores. The team/group shall leave the podium area and the Announcer will state the next set number and the team/group, ask "Judges Ready?" and say "Music". This procedure will continue until all sets are completed.

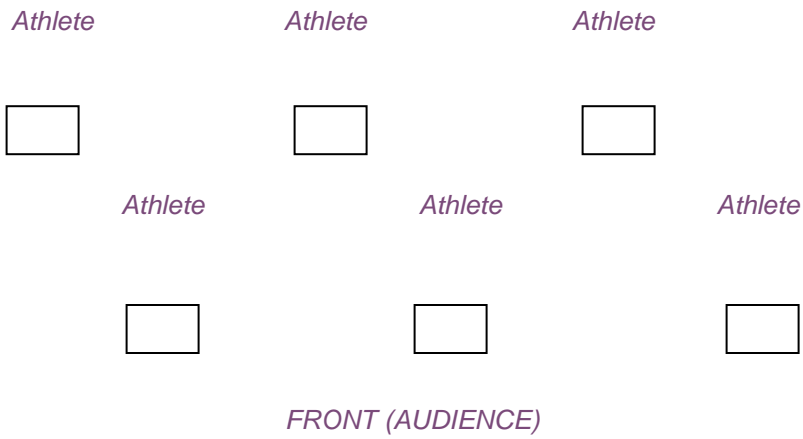
LIABILITY INSURANCE

Host Country is responsible for the following insurance coverage for all activities prior to and during the World Baton Twirling Championships and International Cup:


- Accident Insurance (per person) - Death, Invalid
- General Liability Insurance

THE FOLLOWING ARE THREE WAYS TO SET UP THE FLOOR:

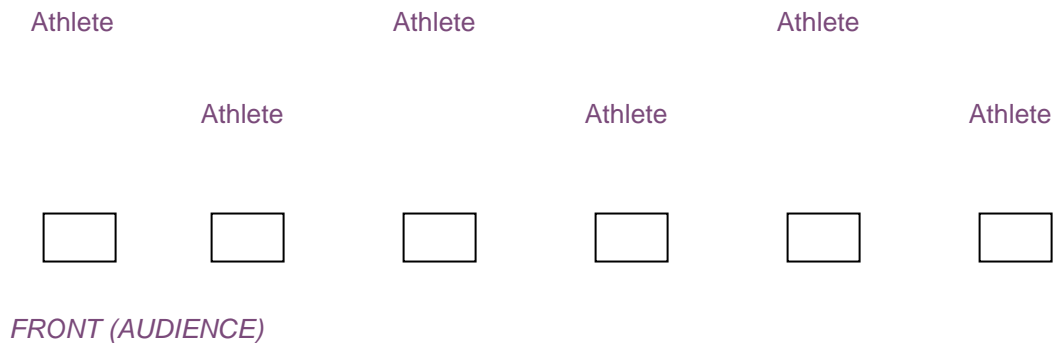
FLOOR PLAN “A”



FLOOR PLAN “B”



FLOOR PLAN “C”



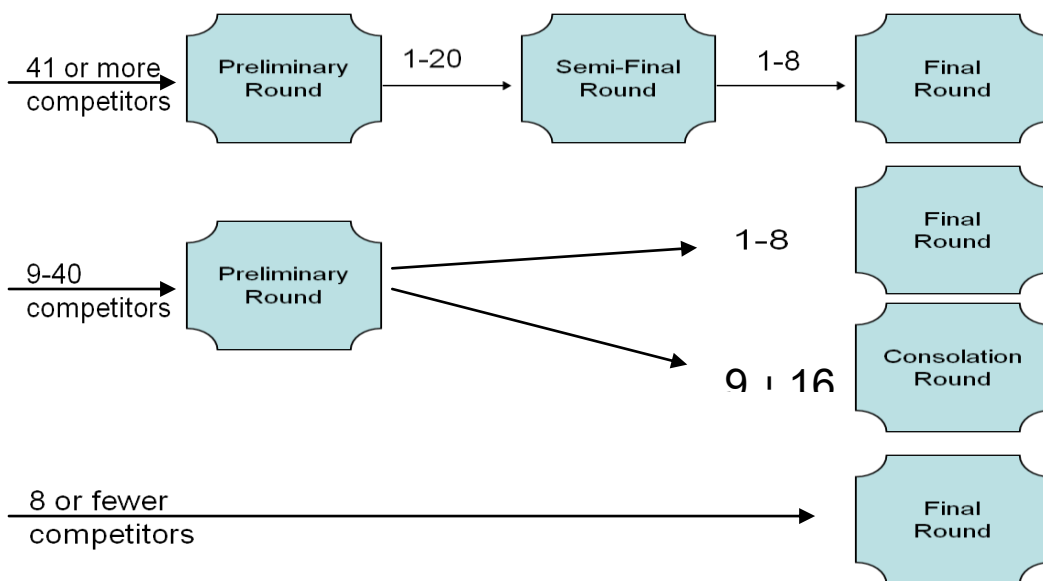
COMPETITION PROCEDURES (continued)

NUMBER OF ROUNDS

for Solo, 2-Baton, 3-Baton, Artistic Twirl & Artistic Pairs, Team & Group Events:

41 OR MORE COMPETITORS	PRELIMINARY	SEMI FINAL	CONSOLATION FINAL	FINAL
41 or more competitors begin at the Preliminary Round	41+			
Judges will select the Top 20 Athletes in the Preliminary Round to move to Semi-Finals		20		
Judges will select the Top 8 Athletes in the Semi-Final Round to move to the Finals			N/A	8
9-40 COMPETITORS	PRELIMINARY	SEMI FINAL	CONSOLATION FINAL	FINAL
9 to 40 competitors begin at the Preliminary Round	40 - 9			
Judges will select the Top 16 Athletes	Places 9-16 Move to the Consolation Finals	N/A	8	
	Places 1-8 Move to the Finals			8
8 OR LESS COMPETITORS				
No Preliminary Round	N/A	N/A	N/A	Finals ONLY

International Cup Rounds (2011+)



SCORING PROCEDURES

ALL EVENTS & LEVELS: Judges will be provided with two Master Sheets listing the names of the athletes/teams/groups in each event and division they are assigned to judge. Judges shall use one Master for their own notations. The second is used to record the official score of each competitor and is sent to Tabulation. No score sheets will be issued; however, each athlete/team/group shall receive a copy of the Tabulation Master for each event and round they competed in at the conclusion of the Awards Ceremony.

Judges for all events will use the Place Point Ordinal Scoring System of judging.

TABULATION PROCEDURES

The Tabulation Committee shall use the WBTF International Cup Tabulation Computer Program.

Solo, 2-Baton, 3-Baton, Artistic Twirl & Artistic Pairs Events

- ❖ Shall receive one score out of a possible TEN.
- ❖ The following penalty for including material that is more than the written restrictions above shall be assessed for each illegal element:
 - **1 point deduction per penalty per judge**
- ❖ Penalties (drops, breaks, slips, non-2/3-baton material) shall not be deducted from the score but the effect on the routine will be considered in the judge's final mark.
- ❖ The WBTF Timing & Penalty Sheet will be used to indicate content restriction penalties, and any other penalties that might occur.

Team and Group Events

- ❖ Shall receive one score out of a possible ONE HUNDRED.
- ❖ Teams and Groups – the following penalty for including material that is more than the written restrictions above shall be assessed for each illegal element:
 - **10 points deduction per infraction per judge**
- ❖ Penalties (drops, breaks, slips, out of unison) shall not be deducted from the score but the effect on the routine will be considered in the judge's final mark.
- ❖ The WBTF Timing & Penalty Sheet will be used to indicate, time of the routine, content restriction penalties, and any other penalties that might occur.(e.g.: under time, over time, leaving floor early, etc).

DETERMINATION OF PLACEMENT

❖ Solo, 2-Baton, 3-Baton, Artistic Twirl & Artistic Pairs, Team & Group Events

The Place Points (not the scores) received by each athlete shall be added together to determine the placements. Then the following steps will be utilized:

Step #1 – Any majority of firsts will determine the first place winner only. If there is not a majority of firsts, revert to the lowest total PLACE POINTS (adding up the places each athlete received). Place points determine all other placements only (lowest to highest).

Example: If an athlete receives 1st place from one judge and 2nd place from the two other judges, that athlete's place points would total 5. She/he would place higher than any athlete who did not receive 2 firsts and who received a total of 6 place points or more.

Step #2 – When there is not a majority of firsts and there is a TIE in the place points, revert back to the total numerical score from all judges. The highest total score breaks the tie and determines the higher placement.

Step #3 – If you have followed Step #1 and Step #2 and a tie still remains for first place, the tied competitors must re-twirl for a panel of five judges to determine first and second place.

❖ When there is a tie for the last qualifying position in a round, all athletes who tied will advance to the next round

ENTRY FEES – Effective 2010

International Cup Events

Solo	\$25.00 (US) per athlete
2-Baton	\$25.00 (US) per athlete
3-Baton	\$25.00 (US) per athlete
Artistic Twirl	\$25.00 (US) per athlete
Artistic Pairs	\$25.00 (US) per athletes, includes alternates
Team & Group	\$20.00 (US) per athlete, includes 2 alternates

The Rebate to the WBTF and Host Country will be 50/50.
These entry fees will remain in effect for 2009 and 2010.

WBTF BADGES & CERTIFICATES

WBTF PARTICIPANT BADGE:

The WBTF is responsible for providing each athlete and their coach with an athlete's participant badge. Badge to indicate: WBTF International Cup; city and country where championships held; year International Cup held.

WBTF CERTIFICATE OF PARTICIPATION:

All athletes will receive an official WBTF Certificate of participation. The WBTF will be responsible for supplying the template to the host country to print the WBTF certificates. Host country will be responsible for completing certificates. Certificate to display athletes' name and country.


- *Certificate to be signed by the President of the WBTF or his/her designate.*
- *All Participant Badges & Participation Certificates will be inserted in the "country" package that includes all tabulated results, etc., which is given to each country at the conclusion of the International Cup.*

CEREMONIES & AWARDS FOR THE INTERNATIONAL CUP

STAGING OF WBTF OPENING CEREMONIES & CLOSING CEREMONIES

OPENING CEREMONIES:

Parade of Athletes:

Countries will enter the floor in alphabetical order. The host country will enter last and take the center floor position. The staging may be done in either 1) block formation by rows 2)  formation by rows 3) Arc formation by rows

The staging will be determined by the number of countries and size of each country's team.

The Flag Bearer and Country Sign of each country will be at the front.

The WBTF will provide the host country with a shortened version of every country's National anthem to be played at Opening Ceremonies.


Welcome Speeches and Introductions:

- 1) Host country's World Representative and/or Country's President
- 2) Introduction of International Cup Competition Director
- 3) Any visiting dignitary (i.e. City official, Sponsor, etc.)
- 4) Designated Athlete will read the "Athlete's Creed"
- 5) Designated Judges will read the "Judges' Oath"
- 6) WBTF President Speech (President will declare the opening of the competition.)

Entertainment may be provided, but is not necessary. The opening ceremonies should be conducted in an efficient and limited amount of time.

CLOSING CEREMONIES

Parade of Athletes:

Countries will enter the floor in alphabetical order. The host country will enter last and take the center floor position. The staging may be done in either 1) block formation by rows 2)  formation by rows 3) Arc formation by rows

The staging will be determined by the number of countries and size of each country's team.

The Flag Bearer and Country Sign of each country will be at the front.

The Awards Podium Steps are to be centered on the competition floor, approximately 10-12 steps in front of the center point. (The steps are not to be positioned at the very edge of the floor OR in front of the floor.)

AWARDS (WBTF awards will not to exceed price set by the WBTF Board of Directors).

- ❖ The top three finalists in each International Cup division, level and event shall receive the following:

1 st place	Gold Medallion with blue neck ribbon
2 nd place	Silver Medallion with red neck ribbon
3 rd place	Bronze Medallion with white neck ribbon
- ❖ 4th-8th place finalists Placement certificates
- ❖ All 1st, 2nd and 3rd place team and group members shall all receive a medallion.
- ❖ Medallions shall be a 2" cloisonné with the emblem of the WBTF on each medallion. The medallion shall also include a background outline of gold, silver or bronze.
- ❖ Semi-Finalists will receive placement certificates (Places 9-20) if there are 41 or more athletes in the division
- ❖ Consolation Finalists will receive placement certificates (Places 9-16) if there are 9-40 athletes in the division

The World Baton Twirling Federation will provide the medallions, to the host country.

PROTOCOL FOR AWARD PRESENTATIONS:

Awards to be presented in the following order:

Level B - Junior, Senior, Adult Divisions

- 1) Artistic Twirl 2) Artistic Pairs 3) Solo 4) Two Baton 5) Three Baton
- 6) Teams 7) Groups

- a. Consolation Finalists will received placement certificates (9-16) if there were 9-40 athletes in the division
- b. Semi-Finalists will receive placement certificates (Places 9-20) if there were 41 or more athletes in the division
- c. Finalists 4th-8th place Placement certificates
- c. 3rd place Bronze Medallion with white neck ribbon
- d. 2nd place Silver Medallion with red neck ribbon
- e. 1st place Gold Medallion with blue neck ribbon

Level A - Junior, Senior, Adult Divisions

- 1) Artistic Twirl 2) Artistic Pairs 3) Solo 4) Teams 5) Groups

- a. Consolation Finalists will received placement certificates (9-16) if there were 9-40 athletes in the division
- b. Semi-Finalists will receive placement certificates (Places 9-20) if there were 41 or more athletes in the division
- c. Finalists 4th-8th place Placement certificates
- d. 3rd place Bronze Medallion with white neck ribbon
- e. 2nd place Silver Medallion with red neck ribbon
- f. 1st place Gold Medallion with blue neck ribbon

Level Elite - Junior, Senior, Adult Divisions

- 1) Artistic Twirl 2) Artistic Pairs 3) Solo 4) Two Baton 5) Three Baton
- 7) Teams

- a. Consolation Finalists will received placement certificates (9-16) if there were 9-40 athletes in the division
- b. Semi-Finalists will receive placement certificates (Places 9-20) if there were 41 or more athletes in the division
- c. Finalists 4th-8th place Placement certificates
- d. 3rd place Bronze Medallion with white neck ribbon
- e. 2nd place Silver Medallion with red neck ribbon
- f. 1st place Gold Medallion with blue neck ribbon

WBTF President will provide list of awards presenters, based upon attending country's official representatives/presidents and special dignitaries in attendance.

Awards are to be presented in assembly fashion.

Protocol For Award Presentations (continued)

CERTIFICATE PRESENTATION:

1. Certificates will be presented by designated officials lined up on the edge of floor.
2. Athletes Names are to be read in order of placement
3. Presenters then step forward and present the certificates to the semi-finalists or finalists at the same time and then exit the floor.

MEDAL PRESENTATION:

1. Medals will be presented by designated officials lined up on the edged of floor in front of awards podium
2. Medal Presentation Bearers carrying the medals & any other gifts/awards on pillows or trays should stand directly beside the designated Presenter to their right side.
3. Athletes Names are to be read in order of placement
4. Presenters then step forward and present the medals & any other gift/awards to the 1st, 2nd, & 3rd place winners at the same time and then exit the floor.

EXTRA AWARDS:

Extra awards may be presented by the Host Country for all WBTF events.

Regarding the Decorated Awards Area: If the host country is displaying their country's logo/name, etc., then the WBTF's name and logo must appear as well.

WBTF CERTIFICATES: ATHLETE RECOGNITION CERTIFICATE

Approved August 2009

1. A WBTF "Athlete Recognition Certificate" will be presented to athletes who have competed at the World Baton Twirling Championships for 5 or more years. The five (5) years do not have to be consecutive.
2. A framed WBTF "Athlete Recognition Certificate" will be presented to athletes who have competed at the World Baton Twirling Championships for 5 or more years (the five (5) years do not have to be consecutive) and have won 3 or more gold medals. The gold medals could be won in any WBTF events, e.g. Junior Women Senior Pairs, Team.

WBTF CERTIFICATES: COACH RECOGNITION CERTIFICATE

1. A WBTF "Coach Recognition Certificate" will be presented to all official delegate coaches who are listed in the official registration of the country.

The WBTF Athlete and Coach Recognition Certificate are presented by the WBTF President and designated officials.

CLOSING CEREMONIES

Closing Speeches & Presentations:

- 1) Host country's World Representative and/or Country's President
- 2) Introduction of International Cup Competition Staff
- 3) Any visiting dignitary (i.e. City official, Sponsor, etc.)
- 4) Lowering of WBTF Flag
- 5) Presentation of WBTF Flag to WBTF President who in turn awards the WBTF to the next hosting country of the WBTF International Cup
- 6) Tossing of the "Friendship" Baton. Host country designates athlete from their country to toss the Friendship baton to the designated athlete from the next host country.
- 7) WBTF President Speech (President will declare the closing of the competition.)

Entertainment may be provided, but is not necessary. The closing ceremonies should be conducted in an efficient and limited amount of time.

2011 WBTF INTERNATIONAL CUP									
Number of Athletes per Country / per event									
SOLO LEVEL B	Content Restrictions/Penalites apply	Max. No.		SOLO LEVEL A	Content Restrictions/Penalites apply	Max. No.	SOLO ELITE LEVEL	No Content Restrictions	Max. No.
Event	Age Divison	of Athletes		Event	Age Divison	of Athletes	Event	Age Divison	of Athletes
Solo B Level	Junior 12-16	6		Solo A Level	Junior 12-16	6	Solo Elite Level	Junior 12-16	6
Solo B Level	Senior 17-20	6		Solo A Level	Senior 17-20	6	Solo Elite Level	Senior 17-20	6
Solo B Level	Adult 21+	6		Solo A Level	Adult 21+	6	Solo Elite Level	Adult 21+	6
TOTAL	B SOLO ATHLETES	18		TOTAL	A SOLO ATHLETES	18	TOTAL	ELITE SOLO ATHLETES	18
2-BATON LEVEL B	Content Restrictions/Penalites apply	Max. No.		2-BATON LEVEL A	N/A	Max. No.	2-BATON ELITE LEVEL	No Content Restrictions	Max. No.
Event	Age Divison	of Athletes		Event	Age Divison	of Athletes	Event	Age Divison	of Athletes
2-Baton B Level	Junior 12-16	6		N/A	N/A	N/A	2-Baton Elite Level	Junior 12-16	6
2-Baton B Level	Senior 17-20	6		N/A	N/A	N/A	2-Baton Elite Level	Senior 17-20	6
2-Baton B Level	Adult 21+	6		N/A	N/A	N/A	2-Baton Elite Level	Adult 21+	6
TOTAL	B 2-BATON ATHLETES	18		TOTAL	A 2-BATON ATHLETES	0	TOTAL	ELITE 2-BATON ATHLETES	18
3-BATON LEVEL B	Content Restrictions/Penalites apply	Max. No.		3-BATON LEVEL A	N/A	Max. No.	3-BATON ELITE LEVEL	No Content Restrictions	Max. No.
Event	Age Divison	of Athletes		Event	Age Divison	of Athletes	Event	Age Divison	of Athletes
3-Baton B Level	Junior 12-16	6		N/A	N/A	N/A	3-Baton Elite Level	Junior 12-16	6
3-Baton B Level	Senior 17-20	6		N/A	N/A	N/A	3-Baton Elite Level	Senior 17-20	6
3-Baton B Level	Adult 21+	6		N/A	N/A	N/A	3-Baton Elite Level	Adult 21+	6
TOTAL	B 3-BATON ATHLETES	18		TOTAL	A 3-BATON ATHLETES	0	TOTAL	ELITE 3-BATON ATHLETES	18
ARTISTIC TWIRL B LEVEL	Content Restrictions/Penalites apply	Max. No.		ARTISTIC TWIRL A LEVEL	Content Restrictions/Penalites apply	Max. No.	ARTISTIC TWIRL ELITE LEVEL	No Content Restrictions	Max. No.
Event	Age Divison	of Athletes		Event	Age Divison	of Athletes	Event	Age Divison	of Athletes
Dance Twirl B Level	Junior Women 12-16	6		Dance Twirl A Level	Junior Women 12-16	6	Dance Twirl Elite Level	Junior Women 12-16	6
Dance Twirl B Level	Senior Women 17-20	6		Dance Twirl A Level	Senior Women 17-20	6	Dance Twirl Elite Level	Senior Women 17-20	6
Dance Twirl B Level	Adult Women 21+	6		Dance Twirl A Level	Adult Women 21+	6	Dance Twirl Elite Level	Adult Women 21+	6
TOTAL	B DANCE TWIRL ATHLETES	18		TOTAL	A DANCE TWIRL ATHLETES	18	TOTAL	ELITE DANCE TWIRL ATHLETES	18
ARTISTIC PAIRS B LEVEL	Content Restrictions/Penalites apply	Max. No.		ARTISTIC PAIRS A LEVEL	Content Restrictions/Penalites apply	Max. No.	ARTISTIC PAIRS ELITE LEVEL	No Content Restrictions	Max. No.
Event	Age Divison	of Athletes		Event	Age Divison	of Athletes	Event	Age Divison	of Athletes
DT Pairs B Level	Junior 12-16	6		DT Pairs A Level	Junior 12-16	6	DT Pairs Elite Level	Junior 12-16	6
DT Pairs B Level	Senior 17-20	6		DT Pairs A Level	Senior 17-20	6	DT Pairs Elite Level	Senior 17-20	6
DT Pairs B Level	Adult 21+	6		DT Pairs A Level	Adult 21+	6	DT Pairs Elite Level	Adult 21+	6
TOTAL	B DT PAIRS ATHLETES	18		TOTAL	A DT PAIRS ATHLETES	18	TOTAL	ELITE DT PAIRS ATHLETES	18

Number of Athletes per Country / per event - Page 2												
TEAM LEVEL	B	<i>Content Restrictions/Penalties apply</i>	Max. No.		TEAM LEVEL	A	<i>Content Restrictions/Penalties apply</i>	Max. No.		TEAM ELITE LEVEL	<i>No Content Restrictions</i>	Max. No.
Event		Age Division	of Teams		Event		Age Division	of Teams		Event	Age Division	of Teams
Team B Level		One age division	3		Team A Level		One age division	3		Team Elite Level	One age division	3
TOTAL		B TEAMS	3		TOTAL		A TEAMS	3		TOTAL	ELITE TEAMS	3
GROUP LEVEL	B	<i>Content Restrictions/Penalties apply</i>	Max. No.		GROUP LEVEL	A	<i>Content Restrictions/Penalties apply</i>	Max. No.		GROUP ELITE LEVEL	<i>No Content Restrictions</i>	Max. No.
Event		Age Division	of Groups		Event		Age Division	of Groups		Event	Age Division	of Groups
Group B Level		One age division	3		Group A Level		One age division	3		N/A	N/A	N/A
TOTAL		B GROUPS	3		TOTAL		A GROUPS	3		TOTAL	ELITE GROUPS	0