

WORLD BATON TWIRLING FEDERATION



Pan Pacific RULES & REGULATIONS

SECTION 11B

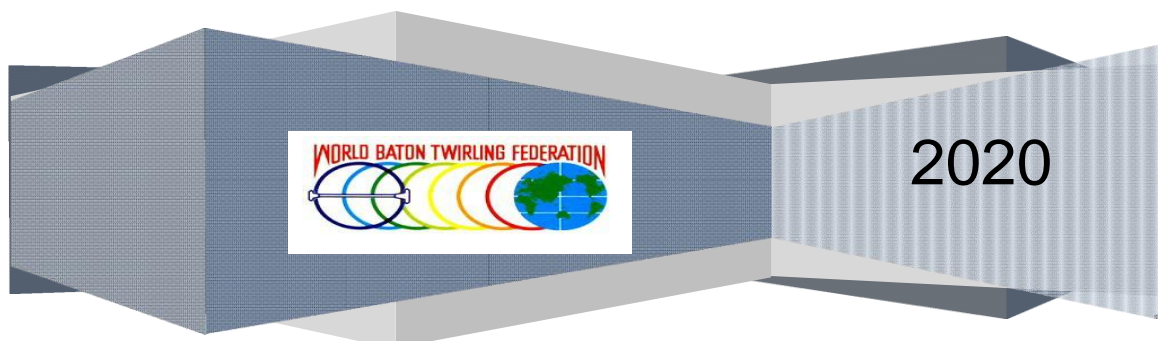


Table of Contents

GENERAL INFORMATION	3
CONTENT GUIDELINES	5
ARTISTIC GROUP	9
EVENTS, AGE DIVISIONS & LEVELS.....	11
RULES SPECIFIC TO ARTISTIC PAIR, TEAM AND GROUP	13
COSTUME, FOOTWEAR & BATON GUIDELINES	14
PRACTICE AREA	14
MUSIC & TIME LIMITS FOR SOLO, 2-BATON, 3-BATON, ARTISTIC TWIRL & ARTISTIC PAIR EVENTS (All Levels)	16
COMPETITION PROCEDURES	17
NUMBER OF ROUNDS – PAN PACIFIC CUP	23
SCORING PROCEDURES.....	27
TABULATION PROCEDURES AND PENALTIES.....	29
POSTING OF RESULTS (Clarification September 2017)	31
ENTRIES	32
WBTF BADGES & CERTIFICATES	34
CEREMONIES & AWARDS FOR THE PAN PACIFIC CUP	35
PROTOCOL FOR AWARD PRESENTATIONS:	37
PROTESTS/APPEALS:	40

WBTF PAN PACIFIC CUP

GENERAL INFORMATION

Blue Text indicates updates from International Cup Rules and Regulations.

Yellow highlighted text indicates new amendments in July 2019

1. The WBTF Pan Pacific Cup shall be open to **all twirling** athletes **regardless of organization affiliation**. All athletes must hold a valid passport. (See ***“ATHLETE PASSPORT REQUIREMENT POLICY”*** header for specific passport requirements on Page 36.)
2. Certified WBTF **Master** Judges will judge all Pan Pacific Cup Elite events. Judges certified within their country to judge Solo, Two baton, Three Baton, Artistic Twirl, Artistic Pair, Team and/or Group events who are not master judges may judge the Open categories in the events for which they have received certification.

CONTENT RULES

Each country or coach has the authority to determine the level of his or her athletes in Solo, 2-Baton, 3-Baton, Artistic Twirl, Artistic Pair and Team, subject to the rules governing wins in international events and the related WBTF philosophy below. Athletes may be the Open Level in one individual and team event and the Elite Level in another individual or team event dependent upon his/her skill level in each particular event.

WBTF'S PHILOSOPHY STATEMENT FOR AN EQUITABLE COMPETITION AMONG PAN PACIFIC CUP ATHLETES

It is the responsibility of the coach and athlete to enter the appropriate level based on the athlete's true proficiency of skills and experience. The WBTF expects that all member countries, athletes and coaches will respect and honor these levels in order to uphold the integrity of International competition and promote an honest competitive environment.

All athletes who are currently competing at the Elite level should enter the Pan Pacific Elite categories. Teams should consider the level of athletes that comprise their team to determine the team level in the same manner.

By reviewing the content guidelines that are in place, athletes should enter the appropriate level based on their proficiency and competitive achievement. Athletes who compete at the Elite level throughout the year in their respective countries, **SHOULD NOT** have routines “watered-down” in order to meet the content guidelines requirement to compete at the Open level.

LEVEL DETERMINATION

Elite is *required* for athletes who have received a medal IN THE ELITE DIVISION at any International Cup, World Championship or Grand Prix event.

Open is for all other athletes, subject to the guidelines as written in the International Cup manual and WBTF Philosophy.

Athletes may only enter one level of competition per event.

(Note: There is no Elite level for Juvenile participants.)

Please consult the GUIDELINE CHARTS on the following pages to determine athletes' level for an equitable competition among Pan Pacific athletes.

CONTENT GUIDELINES

CONTENT GUIDELINES CHART FOR SOLO, ARTISTIC TWIRL, AND ARTISTIC PAIRS

CATEGORY	Open Level	Elite
Spins	1-2-3 Spins Baton Releases No Restrictions Reception No Restrictions Body Releases No Restrictions Reception No Restrictions 4 Spins Baton Standard Release Standard Reception Body No Restrictions	<ul style="list-style-type: none"> No Restrictions
Aerial Gymnastic	Aerial cartwheels ONLY (1) under the toss Baton Releases No Restrictions Reception No Restrictions Body <ul style="list-style-type: none"> Minor body moves on release only are allowed Reception No Restrictions Aerial Cartwheels cannot be used in combination with any other body move No other aerial gymnastic moves allowed 	No Restrictions
Stationary Complex & Traveling Complex	Single major body move with 2 spins under toss Baton Standard Release Standard Reception Body No Restrictions Double major body move is allowed under the toss, either traveling or stationary Baton Standard Release Standard Reception Body No Restrictions Double Major Tricks are allowed, either Stationary or Travelling. No limited number	No Restrictions
Double Element Tricks	Double major body moves are allowed under the toss, either traveling or stationary No limited number Baton Standard Release Standard Reception Body No Restrictions	<ul style="list-style-type: none"> No Restrictions
Rolls	<ul style="list-style-type: none"> No Restrictions 	<ul style="list-style-type: none"> No Restrictions
Contact Material	<ul style="list-style-type: none"> No Restrictions 	<ul style="list-style-type: none"> No Restrictions

****Walkovers can be front or back** DEFINITION OF TERMS: **Standard Reception** – (refers to type of catch) Vertical or Horizontal RH or LH catch or RH or LH grab. **Standard Release** – Vertical RH or LH thumb toss. Vertical RH or LH backhand toss or Horizontal RH or LH toss. **Major Body Moves**: A move that requires significant control, flexibility, strength, amplitude and extension. This classification includes all body moves desired and includes moves such as: Illusions, walkovers, leaps, or jumps (of any type), sauté arabesque, attitude, grand battement, sauté de basque, tour jeté, cabriole. These moves will be approximately 3 or more counts in duration. **Minor Body Moves**: A move that does not require significant control, flexibility, strength, amplitude, or extension and additionally does not require horizontal or vertical reorientation to the baton (no body rotations <turns>) or maneuvering the body upside down (illusions, bows, etc). These moves will be approximately 2 counts in duration. This classification includes moves such as: hop, skip, chassé, piqué, step-step, and coupé, sauté. This category will often be used as preparation or follow through movements. *Refer to the for definition of terms not defined in this chart*
CORRECTION (June 27, 2016): The chaine turn is in the same classification as spin. Ex. Single chaine turn = 1 spin; double chaine turn = 2 spins

CONTENT GUIDELINES CHART FOR TWO BATON

Category	Open Level	Elite
Spins	2 spins Baton Releases No Restrictions Reception No Restrictions Body Releases No Restrictions Reception No Restrictions	<ul style="list-style-type: none"> No Restrictions
Stationary & Traveling Complex	Single Major Body move with one spin under toss(s) (this is not considered a double element trick) Baton Releases No Restrictions Reception No Restrictions Body Releases No Restrictions Reception No Restrictions One double element trick allowed with double major body move under toss(s) Baton Releases No Restrictions Reception No Restrictions Body Releases No Restrictions Reception No Restrictions No aerial gymnastics allowed	<ul style="list-style-type: none"> No Restrictions
Rolls	Partial monster roll is allowed, making 360 degree rotation around one arm	<ul style="list-style-type: none"> No Restrictions
Contact Material	<ul style="list-style-type: none"> No Restrictions 	<ul style="list-style-type: none"> No Restrictions
<p>Note - spins may be executed under 1 or 2 batons. This includes both single and double releases, from one or both hands.....high/low, high/high, dual plane, dual pattern, opposition</p> <p>Note - Body Move may be executed under 1 or 2 batons. This includes both single and double releases, from one or both hands.....high/low, high/high, dual plane, dual pattern, opposition.</p>		

- **Walkovers can be front or back DEFINITION OF TERMS: **Standard Reception** – (refers to type of catch) Vertical or Horizontal RH or LH catch or RH or LH grab. **Standard Release** – Vertical RH or LH thumb toss. Vertical RH or LH backhand toss or Horizontal RH or LH toss. **Major Body Moves**: A move that requires significant control, flexibility, strength, amplitude and extension. This classification includes all body moves desired and includes moves such as: Illusions, walkovers, leaps, or jumps (of any type), sauté arabesque, attitude, grand battement, sauté de basque, tour jeté, cabriole. These moves will be approximately 3 or more counts in duration. **Minor Body Moves**: A move that does not require significant control, flexibility, strength, amplitude, or extension and additionally does not require horizontal or vertical reorientation to the baton (no body rotations <turns>) or maneuvering the body upside down (illusions, bows, etc). These moves will be approximately 2 counts in duration. This classification includes moves such as: hop, skip, chassé, piqué, step-step, and coupé, sauté. This category will often be used as preparation or follow through movements. Refer to the for definition of terms not defined in this chart.
CORRECTION (June 27, 2016): The chaine turn is in the same classification as spin. Ex. Single chaine turn = 1 spin; double chaine turn = 2 spins

CONTENT GUIDELINES CHART FOR THREE BATON

Category	Open Level	Elite
Spins	2 spins Baton Releases No Restrictions Reception No Restrictions Body Releases No Restrictions Reception No Restrictions	• No Restrictions
Stationary/Traveling Complex	Single Major Body move with one spin under toss(s) (this is not considered a double element trick) Baton Releases No Restrictions Reception No Restrictions Body Releases No Restrictions Reception No Restrictions <i>Two</i> Triple tosses are allowed Double Element Tricks are not allowed Aerial Gymnastics are not allowed	• No Restrictions
Rolls	Partial monster roll is allowed, making 360 degree rotation around one arm	• No Restrictions
Contact Material	• No Restrictions	• No Restrictions
NOTE: Definition of triple toss - Triple Tosses - all 3 batons are released sequentially, one at a time, before the first one is caught, <i>OR, all 3 batons are released at the same time. For both types of triple tosses, catches can be in any order. (Clarification from Summer Meeting 2018)</i>		

- **Walkovers** can be front or back **DEFINITION OF TERMS: *Standard Reception*** – (refers to type of catch) Vertical or Horizontal RH or LH catch or RH or LH grab. ***Standard Release*** – Vertical RH or LH thumb toss. Vertical RH or LH backhand toss or Horizontal RH or LH toss. ***Major Body Moves***: A move that requires significant control, flexibility, strength, amplitude and extension. This classification includes all body moves desired and includes moves such as: Illusions, walkovers, leaps, or jumps (of any type), sauté arabesque, attitude, grand battement, sauté de basque, tour jeté, cabriole. These moves will be approximately 3 or more counts in duration. ***Minor Body Moves***: A move that does not require significant control, flexibility, strength, amplitude, or extension and additionally does not require horizontal or vertical reorientation to the baton (no body rotations <turns>) or maneuvering the body upside down (illusions, bows, etc). These moves will be approximately 2 counts in duration. This classification includes moves such as: hop, skip, chassé, piqué, step-step, and coupé, sauté. This category will often be used as preparation or follow through movements. *Refer to the for definition of terms not defined in this chart*
CORRECTION (June 27, 2016): The chaine turn is in the same classification as spin. Ex. Single chaine turn = 1 spin; double chaine turn = 2 spins

CONTENT GUIDELINES CHART FOR TEAMS

CATEGORY	Open Level	Elite
Spins	<ul style="list-style-type: none"> 1-2 spin Baton Releases No Restrictions Reception No Restrictions Body Releases No Restrictions Reception No Restrictions 3 Spins Baton Standard Release Standard Reception Body No Restrictions 	<ul style="list-style-type: none"> No Restrictions
Aerial Gymnastic	<ul style="list-style-type: none"> Not allowed 	<ul style="list-style-type: none"> No Restrictions
Stationary Complex & Traveling Complex	<ul style="list-style-type: none"> Single major body move with 1 spin under toss Baton Standard Release Standard Reception Body No Restrictions 	<ul style="list-style-type: none"> No Restrictions
Double Element Tricks	<ul style="list-style-type: none"> Not Allowed under the toss 	<ul style="list-style-type: none"> No Restrictions
Rolls	<ul style="list-style-type: none"> No Restrictions 	<ul style="list-style-type: none"> No Restrictions
Contact Material	<ul style="list-style-type: none"> ❖ No Restrictions 	<ul style="list-style-type: none"> ❖ No Restrictions
<p>**Walkovers can be front or back DEFINITION OF TERMS: Standard Reception – (refers to type of catch) Vertical or Horizontal RH or LH catch or RH or LH grab. Standard Release – Vertical RH or LH thumb toss. Vertical RH or LH backhand toss or Horizontal RH or LH toss. Major Body Moves: A move that requires significant control, flexibility, strength, amplitude and extension. This classification includes all body moves desired and includes moves such as: Illusions, walkovers, leaps, or jumps (of any type), sauté arabesque, attitude, grand battement, sauté de basque, tour jeté, cabriole. These moves will be approximately 3 or more counts in duration. Minor Body Moves: A move that does not require significant control, flexibility, strength, amplitude, or extension and additionally does not require horizontal or vertical reorientation to the baton (no body rotations <turns>) or maneuvering the body upside down (illusions, bows, etc). These moves will be approximately 2 counts in duration. This classification includes moves such as: hop, skip, chassé, piqué, step-step, and coupé, sauté. This category will often be used as preparation or follow through movements. <i>Refer to the for definition of terms not defined in this chart</i></p> <p>CORRECTION (June 27, 2016): The chaine turn is in the same classification as spin. Ex. Single chaine turn = 1 spin; double chaine turn = 2 spins</p>		

ARTISTIC GROUP

Rules for the Artistic Group Event

- One level will be offered
- Content restrictions are required - will follow the Open level restrictions for Artistic Group listed on the following page
- Number of members: min of 10 and no upper limit
- The group may consist of members of both sexes, if so desired.
- Same time limit as Team (see time limits (page 14))
- The Total Score of all captions is flashed for the WBTF Artistic Group event plus the drop penalties and content restrictions penalties are displayed by the penalty judges (in different colors)

Clarification: The content restrictions support the philosophy of the group concept below and allow coaches and judges to focus on general effect, choreography and precision.

ARTISTIC GROUP CONCEPT SUMMARY: (EFFECTIVE September 2015)

The Artistic Group and Team events must be DIFFERENT and must be JUDGED DIFFERENTLY. The priorities for ARTISTIC GROUP need to be different than they are for TEAM or the two events will fuse together in the judging and produce perpetuated confusion.

In ARTISTIC GROUP the ultimate EFFECT of PERFECTION and CLARITY is paramount. This is achieved by utilizing COMMON, MASTERED skills among ALL athletes within a program that is an architectural composition highlighting FORMS, PICTURES, PATTERNS and TRANSITIONAL MOVEMENT. These priorities produce a visual EFFECT that is reflective of the soundtrack and MAY (but not required) even encompass a theme, character or storyline.

In ARTISTIC GROUP, it is not expected that all modes of twirling will be equally demonstrated as they are in TEAM. In ARTISTIC GROUP, the skill set should be TOTALLY consistent and mastered among ALL members. This will encourage MORE participation of athletes with limited achieved skills and give the coach/choreographer the freedom of working toward this concept WITHOUT the pressure of HAVING to include criteria that is expected in the TEAM event. The DEPTH of material and skills is NOT the emphasis as it is in TEAMS. The use of the baton within the various modes will only serve to complement and enhance the production without interfering with the ultimate goal of pristine perfection and clarity. RISK, as we know it, is NOT a factor for success in the ARTISTIC GROUP event. An impressive sense of UNITY must be emphasized that produces a CLEAN and VISUAL APPEAL. To all viewers, a sense of ENTERTAINMENT should be conveyed.

CONTENT RESTRICTION PENALTIES (FOR ARTISTIC GROUP ONLY):

The following penalties deducted for including material that is more than the written restrictions above shall be assessed for each illegal element:

ARTISTIC GROUP will receive a 10 point penalty (for each infraction).

CONTENT RESTRICTIONS CHART FOR ARTISTIC GROUP

CATEGORY	One Level Only
Spins	<ul style="list-style-type: none"> 1 spin <p>Baton Releases No Restrictions Reception No Restrictions</p> <p>Body Releases No Restrictions Reception No Restrictions</p> <ul style="list-style-type: none"> 2 Spins <p>Baton Standard Release Standard Reception</p> <p>Body No Restrictions</p>
Aerial Gymnastic	<ul style="list-style-type: none"> Not allowed
Stationary Complex & Traveling Complex	<ul style="list-style-type: none"> Single major body move under the toss <p>Baton Standard Release Standard Reception</p> <p>Body No Restrictions</p>
Double Element Tricks	<ul style="list-style-type: none"> Not Allowed under the toss
Rolls	<ul style="list-style-type: none"> No continuous front neck rolls (with or without hands) No front neck figure 8's No monster rolls (partial or complete)
Contact Material	❖ No Restrictions

Walkovers can be front or back DEFINITION OF TERMS: **Standard Reception – (refers to type of catch) Vertical or Horizontal RH or LH catch or RH or LH grab. **Standard Release** – Vertical RH or LH thumb toss. Vertical RH or LH backhand toss or Horizontal RH or LH toss. **Major Body Moves**: A move that requires significant control, flexibility, strength, amplitude and extension. This classification includes all body moves desired and includes moves such as: Illusions, walkovers, leaps, or jumps (of any type), sauté arabesque, attitude, grand battement, sauté de basque, tour jeté, cabriole. These moves will be approximately 3 or more counts in duration. **Minor Body Moves**: A move that does not require significant control, flexibility, strength, amplitude, or extension and additionally does not require horizontal or vertical reorientation to the baton (no body rotations <turns>) or maneuvering the body upside down (illusions, bows, etc). These moves will be approximately 2 counts in duration. This classification includes moves such as: hop, skip, chassé, piqué, step-step, and coupé, sauté. This category will often be used as preparation or follow through movements. *Refer to the for definition of terms not defined in this chart*
CORRECTION (June 27, 2016): The chaine turn is in the same classification as spin. Ex. Single chaine turn = 1 spin; double chaine turn = 2 spins

EXECUTION OF ANY DISALLOWED MOVES WILL RESULT IN A PENALTY TO BE ASSESSED FOR EACH VIOLATION OF CONTENT RESTRICTIONS

EVENTS, AGE DIVISIONS & LEVELS

The Events and Levels offered at the Pan Pacific Cup shall be as follows:

- ❖ Women's Divisions for Solo, Two-Baton, Three-Baton, Artistic Twirl
Open Level – Juvenile 9-11, Junior 12-14, Junior 15-17, Senior 18-21, Adult 22+
Elite Level – Junior 12-14, Junior 15-17, Senior 18-21, Adult 22+
- ❖ Men's Divisions for Solo, Two-Baton, Three-Baton, Artistic Twirl
Open Level – Juvenile 9-11, Junior 12-17, Senior 18+
Elite Level – Junior 12-17, Senior 18+
- ❖ Artistic Pair
Open Level – Juvenile 9-11, Junior 12-17, Senior 18-21, Adult 22+
Elite Level – Junior 12-17, Senior 18-21, Adult 22+
- ❖ Team
Open Level – One age division – 9 minimum age
Elite Level – One age division – 12 minimum age
- ❖ Artistic Group
One Level ONLY and one age division – 9 minimum age

NUMBER OF COMPETITORS ALLOWED PER COUNTRY:

For the 2020 Pan Pacific Cup:

The 2020 Pan Pacific Cup is open to all entries. Each country may register an unlimited number of athletes. It should be noted, however, that the competition days may run into the early hours of the morning depending on the number of entrants.

AGE DIVISIONS

Where age divisions apply, “age” shall be determined by the age the athlete will be on Sunday, January 19, 2020. Clarification: 19th January is included in the calculation of the age.

WOMEN’S SOLO, 2-BATON, 3-BATON, ARTISTIC TWIRL

Juvenile = 9–11 (Open Category only)	athletes who will be 9 years of age to 11 years of age on Sunday, January 19, 2020 (the last day of the Pan Pacific Cup competition)
Junior = 12–14	athletes who will be 12 years of age to 14 years of age on Sunday, January 19, 2020 (the last day of the Pan Pacific Cup competition)
Junior = 15-17	athletes who will be 15 years of age to 17 years of age on Sunday, January 19, 2020 (the last day of the Pan Pacific Cup competition)
Senior = 18–21	athletes who will be 18 years of age to 21 years of age on Sunday, January 19, 2020 (the last day of the Pan Pacific Cup competition)
Adult= 22 & over	athletes who will be 22 years of age or older on Sunday, January 19, 2020 (the last day of the Pan Pacific Cup competition)

MEN’S SOLO, 2-BATON, 3-BATON, ARTISTIC TWIRL

Juvenile = 9–11 (Open Category only)	athletes who will be 9 years of age to 11 years of age on Sunday, January 19, 2020 (the last day of the Pan Pacific Cup competition)
Junior = 12–17	athletes who will be 12 years of age to 17 years of age on Sunday, January 19, 2020 (the last day of the Pan Pacific Cup competition)
Senior = 18 & Over	athletes who will be 18 years of age or older on Sunday, January 19, 2020 (the last day of the Pan Pacific Cup competition)

ARTISTIC PAIR

A pair must enter the age division that corresponds with the oldest athlete of the pair.

Juvenile Pair (Open category only)	Athletes who will be 9-11 years of age on Sunday, January 19, 2020 (the last day of the Pan Pacific Cup competition.) Both athletes must be Juvenile age.
Junior Pair	Athletes who will be 12-17 years of age on Sunday, January 19, 2020 (the last day of the Pan Pacific Cup competition.)
Senior Pair	Athletes who will be 18-21 years of age on Sunday, January 19, 2020 (the last day of the Pan Pacific Cup competition.) If the pair consists of 1 Junior and 1 Senior, they compete as Senior.
Adult Pair	Athletes who will be 22 years of age or older on Sunday, January 19, 2020 (the last day of the Pan Pacific Cup competition.) If the pair consists of 1 Junior or 1 Senior with 1 Adult, they compete as Adult.

A pair may consist of 2 female athletes, 1 male and 1 female, or 2 male athletes.

TEAM & GROUP COMPETITION:

One Age division only

Open Level Minimum age limit of team and artistic group members is 9 years.

Elite Level Minimum age limit of team is 12 years

A team or group may consist of members of both sexes, if so desired.

RULES SPECIFIC TO ARTISTIC PAIR, TEAM AND GROUP

Pan Pacific Cup Artistic Pair, Team & Group shall follow the rules for WBTF as stated in the WBTF Manual.

- a. Alternates are considered as part of a country's Pan Pacific Cup Contingent.
- b. An Artistic Pair, Team & Group may only be comprised of members who are residents of the same [nation](#).
- c. An athlete may NOT be a member of more than one
 - Artistic Pair;
 - Team; or
 - Group

and may not compete against themselves (e.g. a member of a Jr. Artistic Pair may not compete against/in the same Artistic Pair category, or an Elite Team member may not be in another Open Team in another category). As an example, an athlete could be in an Open Team and an Open Artistic Pair. However, an athlete shall not be permitted to be a member of two different Teams or two different Groups OR two different Artistic Pairs (e.g.: athlete could not be in an Open Team and a Elite Team).

- d. The use of props shall not be allowed for Artistic Pair, Team or Group.
- e. All Teams and Groups shall enter from the Judge's left and exit to the Judges' [right](#).
- f. Two alternates shall be permitted for Team and Group.

ARTISTIC PAIR - ALTERNATES

- ❖ All Pan Pacific Cup Artistic Pairs may have an alternate member.
- ❖ A Mixed Artistic Pair (female/male) may have 2 alternate members (1 female, 1 male – but only one may be used).
- ❖ The alternate(s) for a Pair must be from the age division of the Pair, or younger
- ❖ If the younger division alternate is used, the Pair will still compete in the division as entered. They will not be moved down to the younger age division.

^T

Example: Artistic Pair (*using the ages as shown above*)

Juvenile	=	Juvenile + Juvenile
Junior	=	Juvenile + Junior, Junior + Junior
Senior	=	Junior + Senior; Senior + Senior
Adult	=	Junior + Adult; Senior + Adult; Adult

SIZES FOR TEAM AND GROUP

Team	=	6 to 8
Group	=	10 or more

Alternates: Maximum 2 for Team and Group.

MEN AND WOMEN DIVISIONS Effective Summer Meeting 2015

- ❖ Men and Women shall compete separately in all Levels in Solo, 2-Baton, 3-Baton & Artistic Twirl events.
- ❖ An Artistic Pair may be comprised of female/female, male/female, male/male.
- ❖ A Team or Group may be comprised of any combination of men and women, including all female or all male.

COSTUME, FOOTWEAR & BATON GUIDELINES

There shall be no restrictions on costume choice for any of the events bearing in mind that this is a sport.

Footwear must meet the requirements of the facility.

Batons must conform to the “definition of baton” as outlined by the WBTF Manual. Shafts may be of any color. Grip tape is optional. Grip tape, of choice, may be used bearing in mind that this is a sport and subject to the guidelines of the WBTF Manual.

COSTUME / FOOTWEAR / EQUIPMENT FAILURE - ALL EVENTS

Note: The Chief Judge, the Technical Chair or the Judges’ Chair may stop the competition for one of the following reasons:

- If costume failure becomes hazardous, indecent or embarrassing
- If a shoe lace becomes untied causing footwork to be dangerous
- Loss of footwear causing danger to the athlete slipping and falling
- Loss of ball or tip from the baton shaft
- Baton shaft breaking

The Technical Chair must be contacted to handle the situation.

The Technical Chair will contact the Host country and competition staff.

The Technical Chair may order a restart.

Judging to commence at the beginning.

CLARIFICATION: January 2014

PRACTICE AREA

An area designated for practice.

There should preferably be an area large enough to accommodate a reasonable amount of athletes in a safe environment.

A practice area must be provided. The host country will organize free practice sessions each day before the competition begins and during the lunch break for any athlete who is competing on that day.

WARM UP AREA

An area designated for the preparation of athletes immediately before they compete.

There must be a designated warm up area for the **Pan Pacific** athletes that is large enough for 6 individual athletes, or 2 teams or groups to prepare for competition in a 5 minute time period.

WARM UP PERIODS

Official warm up periods on the main competition floor **are not permitted once the competition day begins.**

PRACTICE PERIODS

There will be two practice periods **ONLY** per day on the competition floor. **MORNING PRACTICE PERIOD** and **LUNCH TIME PRACTICE PERIOD**. The venue will be open for practice 2 hours prior to the beginning of the competition each day and for one hour only during the lunch break. "An organized morning practice schedule and an organised lunch time practice schedule will be distributed once the competition schedule has been set.

All athletes and coaches must follow the instructions of the Practice Floor Monitor."

MUSIC TEST AND COSTUME INSPECTION

There shall be no music tests or costume inspections. Music files will be sent digitally. (See instructions on entry form.)

MUSIC & TIME LIMITS FOR SOLO, 2-BATON, 3-BATON, ARTISTIC TWIRL & ARTISTIC PAIR EVENTS (All Levels)

Athletes shall perform to the WBTF International Cup prescribed music selection for these events that are timed to the following time limits:

Solo	=	1:44 minutes
2 & 3 Baton	=	1:29 minutes
Artistic Twirl	=	1:44 minutes
Artistic Pair	=	1:44 minutes

The athlete(s) performance shall begin with the first sound or note of the music (whichever comes first) and must end with the last sound or note of the music.

There is no minimum time limit therefore athletes may complete their routines prior to the completion of the music but must remain in place on the competition floor to receive his/her scores.

No credit is to be given for anything executed after the sound or music has stopped. Judges are required to look down and begin scoring.

This means that if an element is not finished with the music it will not be judged.

All of the WBTF music is available to all countries on the WBTF website.

MUSIC AND TIME LIMITS FOR TEAM & GROUP (All Levels)

Music selection shall be the choice of the Team or Group.

Team/Group must submit their music file using the WBTF Share File System by the entry deadline. (Further explanation on the entry form.)

Timing shall begin with the first sound or movement (whichever comes first) and ends with the last note or last movement (whichever comes last).

Time: Team & Group: 3:00 min to 3:30 min with 10 sec. Leeway (2:50 to 3:40)

See SCORING PROCEDURES for time limit penalties.

COMPETITION PROCEDURES

Number of Judges

- ❖ Solo, 2-Baton, 3-Baton, Artistic Twirl & Artistic Pair- 3 Judges per lane.
- ❖ Team - 3 judges + 3 penalty judges per lane (if available). There shall be 2 panels of judges. (Total 10 judges) Timing/Penalty judges to record the time of the music, drop penalties and any other penalties for all competitors. NOTE: Two judges must be used to count drops for teams and if available a third judge should be used for content restrictions.
- ❖ Artistic Group – 6 Judges+ 3 penalty judges per lane (if available)
- ❖ (Total 9 judges; 2 judges for each caption) Timing/Penalty judges to record the time of the music, content restrictions, drop penalties and any other penalties for all competitors. NOTE: Two judges must be used to count drops for groups and if available a third judge should be used for content restrictions.

Note: if there are not enough judges available 1 judge may be used per caption plus one penalty judge

Content restriction judge may be one of the penalty judges if there are not enough judges available

- ❖ Judges who judge the Preliminary Rounds will also be selected to judge the same divisions in the Final Rounds, when it is possible (considering any organizational set up problems which could occur.)
- ❖ Explanation of Team and Group Judging
All panels of Judges will be seated in the stands. The Competition Director shall determine the most efficient way to set the Order of Appearance.

Example:

- All teams judged by Panel #1 alternating with all teams judged by Panel #2.

Competition Floor Size - All Events:**Approved Winter Meeting 2019**

Floor boundaries (15 m x 28 m minimum; 49.21 ft x 91.68 ft minimum). (full basketball floor depending on location of competition)

Area	NBA		FIBA	
	Imperial	Metric	Imperial	Metric
Court length	94 ft	28.65 m	91.86 ft	28 m
Court width	50 ft	15.24 m	49.21 ft	15 m

It is recommended to provide floor markings with bright colored tape as shown in the diagram. Suggest carpeting around the perimeter of the competition floor.

If the floor is not marked, it should be marked front/back and left/right centers on the floor using vertical and horizontal lines – in case a basketball court is not used.

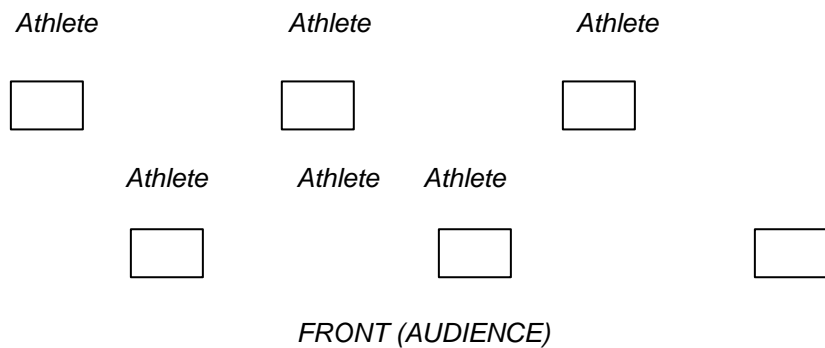
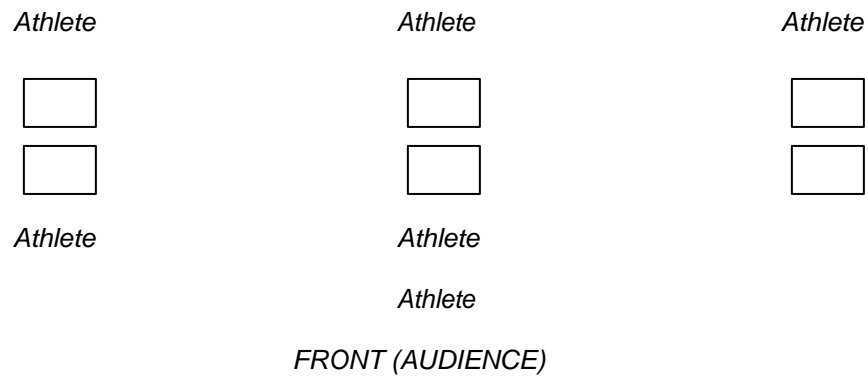
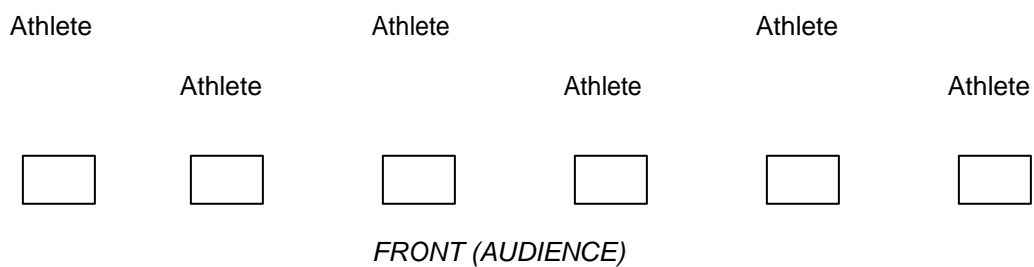
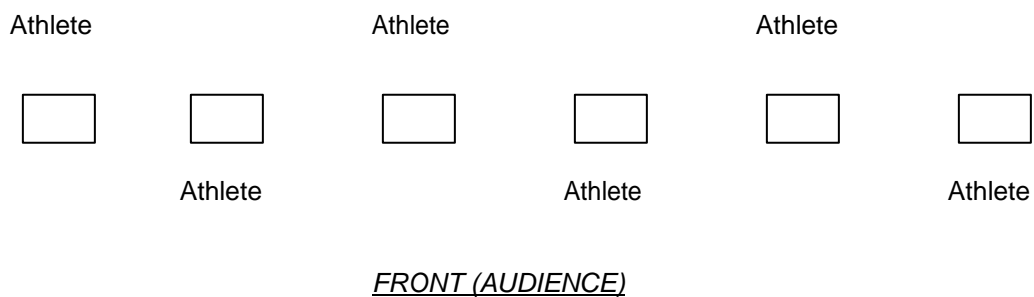
The boundaries will not be strictly interpreted as boundaries per se, but as the size of the floor that is available to the athletes. Should an athlete step on or across the lines, the judges will each determine, individually, whether or not this is cause for lowering the score, based on the athlete's floor pattern and use of the space.

The composition of the floor shall be of wood, concrete or any other substance that is smooth, level and free from any obstruction or hazard that may in any way hinder the contestants' performances. It is important that the floor not be too slippery and/or sticky.

For the individual events of Solo, Two Baton & Three Baton, a lane shall be approximately 15 feet (4.5 meters) across and 15-20 feet (4.5-6 meters) deep. The number of lanes and the actual size of each lane will be dependent on the available size of the competition floor.

Floor Set Up – Solo, 2-Baton, and 3-Baton Events:

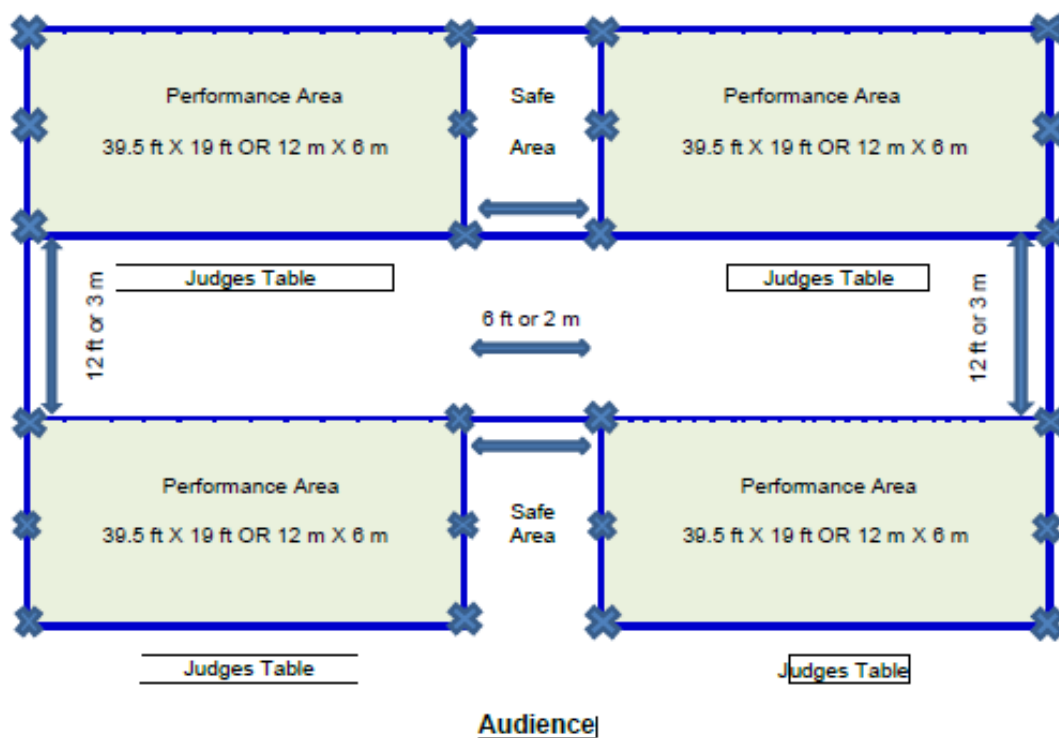
- ❖ Judges' tables shall be referred to as "lanes". See below for floor plan.
- ❖ The recommendation is to run 6 to 8 lanes for these events (based on available size of the competition floor).
- ❖ The Music Coordinator and Announcer shall be seated in an area off the competition floor with an unobstructed view of all lanes.
- ❖ Tables shall be skirted as well as marked with Lane Number (on front of table and on the back of one judge's chair).
- ❖ The Set Number shall be displayed prominently near the competition floor.

THE FOLLOWING ARE FOUR WAYS TO SET UP THE FLOOR FOR SOLO, 2-BATON & 3-BATON:**FLOOR PLAN “A”****FLOOR PLAN “B”****FLOOR PLAN “C”****FLOOR PLAN “D”**

Floor Set Up – Artistic Twirl and Artistic Pair Events:

- ❖ In Artistic Twirl & Artistic Pair, a lane shall be approximately 39.5 feet (12 meters) across x 19 feet (5.5-6.0 meters) deep. The number of lanes will divide the floor into four (4) performance areas.
- Two tables must stay on the competition floor and two tables should stay outside the competition floor.
- Approved floor tape should be placed on the floor to mark the safe area. The horizontal marking should be 39.5 ft or 28m in length and 9.5 ft or 3m in width. The vertical marking should be 50 ft or 15m in length and 3 ft or 1m in width.
- A penalty of 0.1 will be deducted every time the athlete(s) moves into the safe area (past the boundary line with one/two feet).

50 feet x 94 feet (15 X 28 meters) minimum (standard basketball floor size)



Floor Set Up –Team & Group:

- ❖ Competition floor shall be clear and empty.
- ❖ Judges shall be seated in the stands.
- ❖ The Music Coordinator and Announcer shall be seated in an area off the competition floor with an unobstructed view of the floor.
- ❖ During competition, a marker approved by the facility (e.g. tape, pylon) shall be used to designate the floor boundaries in each corner and the center of competition floor shall be marked.

Order of Events:

The Competition Director shall determine the actual Order of Events for the Pan Pacific Cup competition.

Order of Rounds:

- ❖ All Preliminary Rounds
- ❖ All Final Rounds

Order of Appearance:

- ❖ Preliminary, – random draw
- ❖ Final Rounds – reverse order

Competition & Announcing Procedures

- ❖ A printed “Set System” Program shall be developed to indicate the Order of Events and the order in which the competitors shall perform.
- ❖ The official “Set System” Program will be final following the close of registration on the day before the competition. It is the responsibility of the host country to distribute the final set system to all countries participating in the competition. (Clarifications)

Solo, 2-Baton, 3-Baton, Artistic Twirl & Artistic Pair events Competition:

The Set System shall list the names of each athlete, (and his/her country) in each lane (indicating the event and division). For Set #1, the Announcer shall call the set number, then the name of the athlete (and his/her country name) on each lane that correspond to that set number. The athletes shall acknowledge to the judge (e.g. releve' with arms raised in a “V”). After all athletes for that set have been introduced, the Announcer will then ask “Are the judges ready?”, say “Music” and each athlete will begin their routine when the music starts.

Upon completion of the music, the Announcer will announce the next set number and introduce the athletes (and their country name) on each of the lanes.

For the preliminary round of competition: the Announcer will say “Judges marks for penalties” and the penalty judges will display their marks for any penalties.

For the Elite final round of competition (only): The Announcer will say “Judges Score” and the judges will use flashcards to indicate their scores and penalty marks to the athlete and the audience. Those athletes will leave the floor, the next will take their position in front of the judges, and the Announcer will ask “Are the judges ready?” and then say “Music”. This procedure will continue until all sets are completed.

Note: Scores for all individual, pair, & team events are only flashed for the Elite Level finals following the performance.

TEAM/ARTISTIC GROUP COMPETITION:

Teams/Artistic Groups shall enter the floor from the judges' left and take their position. The Announcer shall ask “Judges/Ready?” and then say “Music” and the Team/Artistic Group shall begin their routine when the music starts.

For Finals Only: upon completion of the routine, the Team/Artistic Group will exit the floor to the Judges' right. Teams (only) will proceed to the kiss n cry podium to receive their score. (Scores are not displayed for the Artistic Group event. Artistic Group scores and placements are posted.)

The Announcer shall say “Judges please show scores” and read the scores. The team shall leave the podium area and the Announcer will state the next set number, the name of the Team and then say “Judges ready?” and say “Music”. This procedure will continue until all sets are completed.

NUMBER OF ROUNDS – PAN PACIFIC CUP

For Solo, 2-Baton, 3-Baton, Artistic Twirl & Artistic Pair:

1. All events and all divisions will have two rounds of competition: Preliminary and Final Round. They begin with a Preliminary Round and end with a Final Round.
2. For divisions of 20 or fewer, the top 6 move to Finals. The remaining athletes have completed competition.
3. For divisions of 21 to or more, the top 10 from the Preliminary Round move directly to Finals and are ranked 1st to 10th.
4. The Final Round consists of 6 or 10 athletes for all divisions, based on their starting size.

For Team/Group Events:

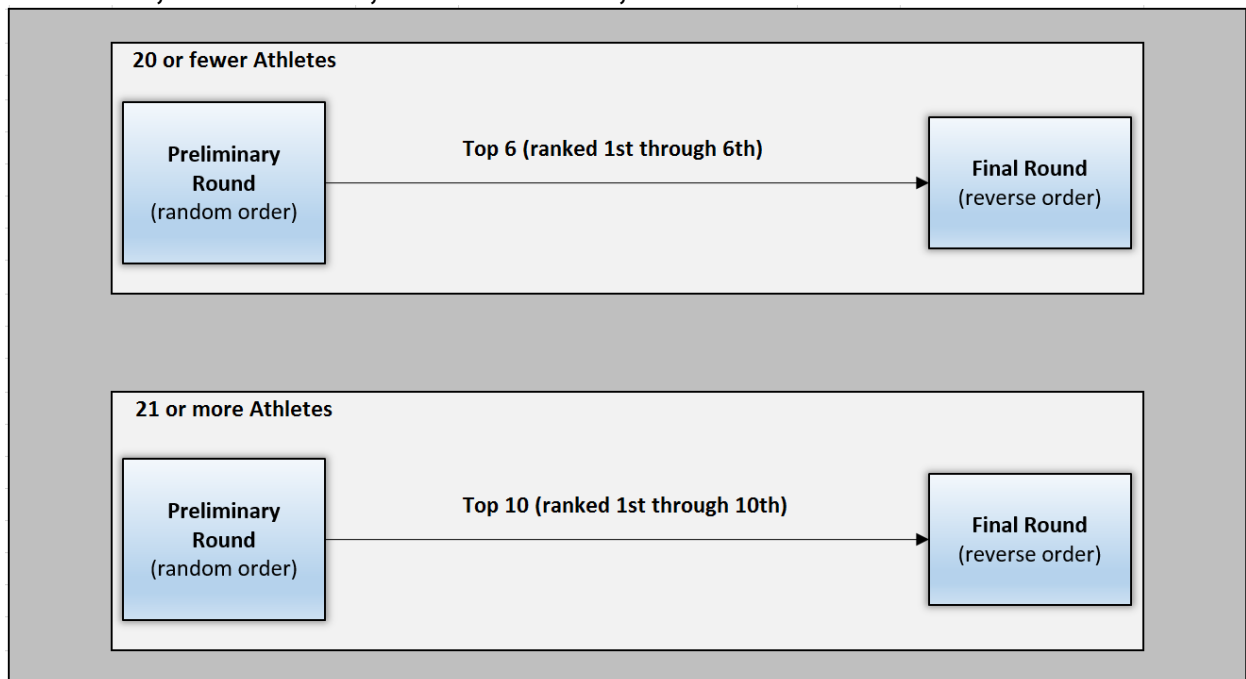
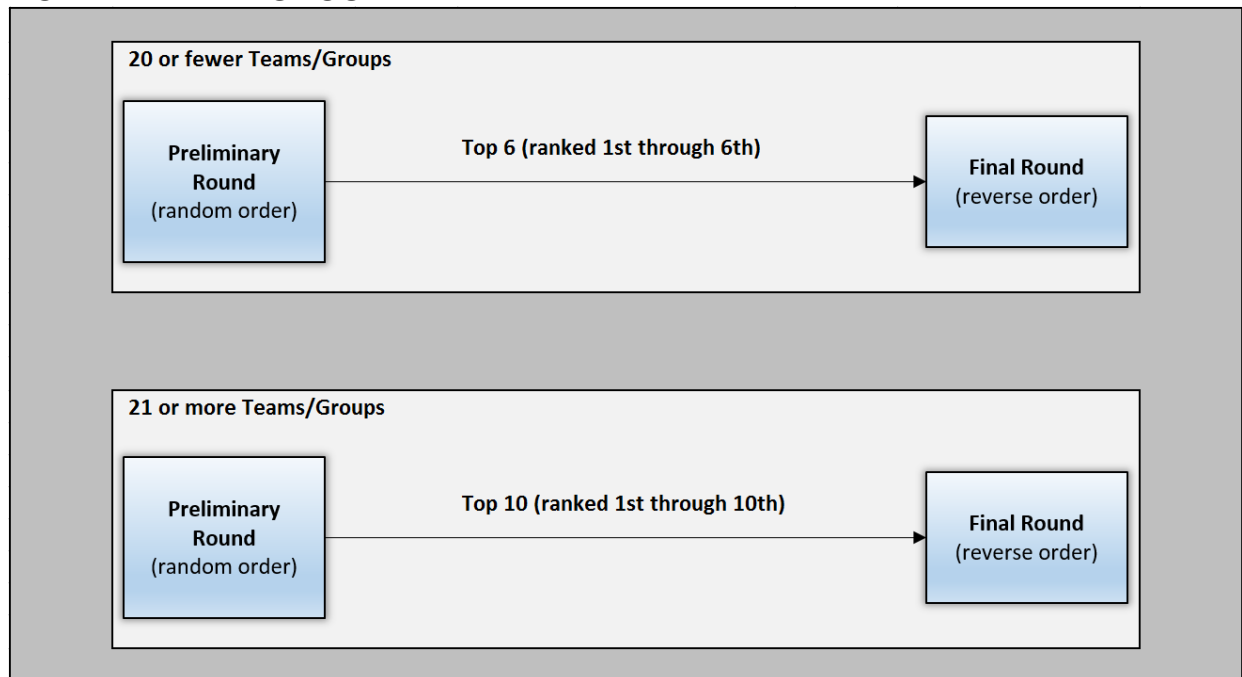
(Effective January 2014)

All events and divisions will have two rounds of competition. They begin with a Preliminary Round and end with a Final Round.

1. For divisions of 20 or fewer, the top 6 teams/groups move to the Finals.
2. For divisions of 21 or more, the top 10 teams/groups move to the Finals.

Exception: (Clarification January 2014)

- Athlete additions after the entry deadline are not allowed
- Scratches that occur after the the completed set system has gone to print do not alter the scheduling of any Preliminary, Semi-Final or Final Rounds.

FOR SOLO, TWO BATON, THREE BATON, ARTISTIC TWIRL & ARTISTIC PAIR:**FOR TEAM AND GROUP:****Regarding Ties:**

- In a Prelim of 20 or fewer, all athletes tied for 5th (or 6th, if there are no 1st through 5th place ties) will move to Finals
- In a Prelim of 21 or more, all athletes tied for 9th (or 10th, if there are no 1st through 9th place ties) will move directly to Finals. See Charts on following pages of Tie Scenarios.

Scenario 1 - Tie for 5th (20 or fewer)

PRELIMINARY ROUND

Name	Place
Athlete 1	1
Athlete 2	2
Athlete 3	3
Athlete 4	4
Athlete 5	5
Athlete 6	5

Top 5 become 6

FINAL ROUND

Name

Athlete 6
Athlete 5
Athlete 4
Athlete 3
Athlete 2
Athlete 1

Athlete 7	7
Athlete 8	8
Athlete 9	9
Athlete 10	10
Athlete 11	11
Athlete 12	12
Athlete 13	13
Athlete 14	14
Athlete 15	15
Athlete 16	16
Athlete 17	17
Athlete 18	18
Athlete 19	19
Athlete 20	20

Scenario 2 - Tie for 6th (20 or fewer)

PRELIMINARY ROUND

Name	Place
Athlete 1	1
Athlete 2	2
Athlete 3	3
Athlete 4	4
Athlete 5	5
Athlete 6	6
Athlete 7	6

Top 6 become 7

FINAL ROUND

Name

Athlete 7
Athlete 6
Athlete 5
Athlete 4
Athlete 3
Athlete 2
Athlete 1

Athlete 8	8
Athlete 9	9
Athlete 10	10
Athlete 11	11
Athlete 12	12
Athlete 13	13
Athlete 14	14
Athlete 15	15
Athlete 16	16
Athlete 17	17
Athlete 18	18
Athlete 19	19
Athlete 20	20

Scenario 3 - Tie for 9th (21 or more)

PRELIMINARY ROUND

Name	Place
Athlete 1	1
Athlete 2	2
Athlete 3	3
Athlete 4	4
Athlete 5	5
Athlete 6	6
Athlete 7	7
Athlete 8	8
Athlete 9	9
Athlete 10	9

Athlete 11	11
Athlete 12	12
Athlete 13	13
Athlete 14	14
Athlete 15	15
Athlete 16	16
Athlete 17	17
Athlete 18	18
Athlete 19	19
Athlete 20	20
Athlete 21	21
...	...

Top 9 become 10

FINAL ROUND

Name

Athlete 10
Athlete 9
Athlete 8
Athlete 7
Athlete 6
Athlete 5
Athlete 4
Athlete 3
Athlete 2
Athlete 1

Scenario 4 - Tie for 10th (21 or more)

PRELIMINARY ROUND

Name	Place
Athlete 1	1
Athlete 2	2
Athlete 3	3
Athlete 4	4
Athlete 5	5
Athlete 6	6
Athlete 7	7
Athlete 8	8
Athlete 9	9
Athlete 10	10
Athlete 11	10

Athlete 12	12
Athlete 13	13
Athlete 14	14
Athlete 15	15
Athlete 16	16
Athlete 17	17
Athlete 18	18
Athlete 19	19
Athlete 20	20
Athlete 21	21
...	...

Top 10 become 11

FINAL ROUND

Name

Athlete 11
Athlete 10
Athlete 9
Athlete 8
Athlete 7
Athlete 6
Athlete 5
Athlete 4
Athlete 3
Athlete 2
Athlete 1

SCORING PROCEDURES

ALL EVENTS & LEVELS: Judges will be provided with two Master Sheets listing the names of the athletes/teams/groups in each event and division they are assigned to judge. Judges shall use one Master for their own notations. The second is used to record the official score of each competitor and is sent to Tabulation. No score sheets will be issued; however, each athlete/team/group shall receive a copy of the Tabulation Master for each event and round they competed in at the conclusion of the Awards Ceremony.

Judges for all events will use the Place Point Ordinal Scoring System of judging with the exception of the new WBTF Group event*.

DETERMINATION OF PLACEMENT

❖ Solo, 2-Baton,3-Baton, Artistic Twirl & Artistic Pair & Team Events

The Place Points (not the scores) received by each athlete shall be added together to determine the placements. Then the following steps will be utilized:

Step #1 – Any majority of firsts will determine the first place winner only. If there is not a majority of firsts, revert to the lowest total PLACE POINTS (adding up the places each athlete received). Place points determine all other placements only (lowest to highest).

Example: If an athlete receives 1st place from one judge and 2nd place from the two other judges, that athlete's place points would total 5. She/he would place higher than any athlete who did not receive 2 firsts and who received a total of 6 place points or more.

Step #2 – When there is not a majority of firsts and there is a TIE in the place points, revert back to the total numerical score from all judges. The highest total score breaks the tie and determines the higher placement.

Step #3 – If you have followed Step #1 and Step #2 and a tie still remains, use the following procedure:

- a) in preliminary rounds all athletes tied in the last advancing position advance to the next round
- b) in final rounds, ties for any position other than first remain unbroken. Ties below first place will remain tied and one placement will be skipped.
Example: a second place tie, the next place is fourth.
- c) in final rounds, all athletes tied for first place must re-twirl for a panel of five judges to determine first and second place.

DETERMINATION OF PLACEMENT FOR THE WBTF ARTISTIC GROUP EVENT

Artistic Group is first scored by separate judging panels in 4 captions to determine an average score for each caption and then shall receive one total score out of a possible ONE HUNDRED by combining the average score of each caption less any penalties incurred.

EXAMPLE TABULATION LAYOUT:

NEW GROUP TABULATION SYSTEM																		
International Cup:	# of judges:	2 judges		# of judges:	2 judges		# of judges:	2 judges		# of judges:	2 judges							
National or Continental	# of judges:	1 judge		# of judges:	1 judge		# of judges:	1 judge		# of judges:	1 judge							
NAME OF GROUP	GENERAL EFFECT			CHOREOGRAPHY & DESIGN			BATON			BODY			TOTAL	LESS PENALTIES			FINAL	
	JUDGE A	JUDGE B	AVERAGE	JUDGE C	JUDGE D	AVERAGE	JUDGE E	JUDGE F	AVERAGE	JUDGE E	JUDGE F	AVERAGE	NUMERICAL	TIMING	CONTENT RESTRICTIONS	TOTAL	NET	FINAL
	40 PTS.	40 PTS.	SCORE	30 PTS.	30 PTS.	SCORE	15 PTS.	15 PTS.	SCORE	15 PTS.	15 PTS.	SCORE	SCORE	5 PTS.	10 PTS.	PENALTIES	SCORE	PLACE
GROUP 1	40.0	38.0	39.0	24.0	22.0	23.0	12.0	10.0	11.0	14.0	12.0	13.0	86.0	-5.0	0.0	-5.0	81.0	2
GROUP 2	38.0	35.0	36.5	26.0	27.0	26.5	13.0	13.0	13.0	13.0	11.0	11.5	87.5	0.0	0.0	0.0	87.5	1
GROUP 3	36.0	36.0	36.0	28.0	25.0	26.5	14.0	12.0	13.0	14.0	13.0	13.5	89.0	0.0	-10.0	-10.0	79.0	3
GROUP 4	34.0	32.0	33.0	23.0	21.0	22.0	10.0	9.0	9.5	15.0	10.0	12.5	77.0	0.0	0.0	0.0	77.0	4
NOTES:																		
JUDGE E & F JUDGE BOTH THE BATON & BODY CAPTIONS																		
6 JUDGES + 2 PENALTIES JUDGE X JUNIOR																		
6 JUDGES + 2 PENALTIES JUDGE X SENIOR																		
IF THERE ARE TWO JUDGES USED FOR DROPS THE AVERAGE DROP PENALTY IS RECORDED																		
IF THERE ARE NOT ENOUGH JUDGES AVAILABLE 1 JUDGE MAY BE USED PER CAPTION																		
3 JUDGES = 1 PENALTY JUDGE																		
CONTENT RESTRICTION JUDGE MAY BE ONE OF THE PENALTY JUDGES IF THERE ARE NOT ENOUGH JUDGES AVAILABLE																		
SW - Sept. 2015																		

REGARDING TIES IN THE NEW ARTISTIC GROUP EVENT:

If there is a tie in the Total Net Score, use the following procedure:

- in preliminary round, all groups tied in the last advancing position advance to the next round
- in final rounds, ties for any position other than first remain unbroken.
Ties below first place will remain tied and one placement will be skipped.
Example: a second place tie, the next place is fourth.
- in final rounds, all groups tied for first place must re-compete for a panel of five judges to determine first and second place.

TABULATION PROCEDURES AND PENALTIES

The Tabulation Committee shall use the WBTF Pan Pacific Cup Tabulation Computer Program.

Solo, 2-Baton, 3-Baton, Artistic Twirl & Artistic Pair Events

- ❖ Shall receive one score out of a possible TEN.
- ❖ A 1% penalty which equals a one tenth (.1) point penalty per drop will be deducted from each judges score. Drops will be recorded by each Judge on the Timing/Penalty Sheet.
- ❖ Breaks, slips, non-2/3-baton material shall not be deducted from the score but the effect on the routine will be considered in the judge's final mark.
- ❖ The WBTF Timing & Penalty Sheet will be used to indicate content restriction penalties, drops and any other penalties that might occur. (e.g.: under time, over time, leaving floor early, etc).
- ❖ Penalties are flashed separately by the penalty judge and are not reflected in the scores that are displayed by the judges immediately after the performance.
- ❖ **Other Penalty for Solo, 2-Baton, 3-Baton, Artistic Twirl & Artistic Pair Events**
- ❖ Any athlete(s) leaving the floor, before the end of the music has been reached (for reasons other than illness, first aid, music and costume problems*) = .2 pts. *(Deducted from each Judges Score)*
- ❖ **DISQUALIFICATION:** Any athlete(s) leaving the floor, before or after the end of the music has been reached due to an unsportsmanlike attitude of disgust, anger, disappointment, unprofessionalism, etc. is cause for DISQUALIFICATION (NO score). The assessment of the judges panel as to which type of departure is taken should be their decision.

Team/Artistic Group Events

- ❖ Shall receive one score out of a possible ONE HUNDRED.
- ❖ **Group**– the following penalty for including material that is more than the written restrictions above shall be assessed for each illegal element:
 - **10 points deduction per infraction from the judge' total average score**
- ❖ **Team** - A 1% penalty which equals a one point (1.0) point penalty per drop will be deducted from each judge's score. Drops will be recorded by the Timing/Penalty Judge on the Timing/Penalty Sheet.
- ❖ **Artistic Group** - A 1% penalty which equals a one point (1.0) point penalty per drop will be deducted from judges' total average score. Drops will be recorded by the Timing/Penalty Judge on the Timing/Penalty Sheet.

NOTE: Two judges must be used to count drops for Team & Artistic Group. *If the number of drops assessed differs between the two judges the average number is taken and will be rounded up to the next whole number.*

- For example: Penalty Judge # 1 assesses 4 drops
 - Penalty Judge # 2 assesses 3 drops
 - The average of 3.5 is rounded up to 4 drops
- ❖ Breaks, slips, out of unison) shall not be deducted from the score but the effect on the routine will be considered in the judge's final mark.
- ❖ The WBTF Timing & Penalty Sheet will be used to indicate, time of the routine, content restriction penalties, and any other penalties that might occur.(e.g. under time, over time, leaving floor early, etc).

- ❖ Penalties are flashed separately for Teams by the penalty judge and are not reflected in the scores that are displayed by the judges immediately after the performance.
- ❖ Note: Scores and Penalties for Artistic Groups will be displayed. The results will be announced and posted by tabulation.

TIMING PENALTY FOR GROUPS AND TEAMS:

- ❖ **Team:** 3:00 min to 3:30 min with 10 sec. Leeway (2:50 to 3:40)
Under time/Over time Penalty = 5 pts. (deducted from each Judge's Score)

Artistic Group: 3:00 min to 3:30 min with 10 sec. Leeway (2:50 to 3:40)
Under time/Over time Penalty = 5 pts. (deducted from Final Score)

- ❖ **OTHER PENALTY FOR TEAM AND ARTISTIC GROUPS:**
Any athlete(s) leaving the floor, before the minimum time has been reached (other than first aid, music and costume problems*) *i.e. due to an unsportsmanlike attitude of disgust, anger, disappointment, unprofessionalism, etc.* The assessment of the judges panel as to which type of departure is taken should be their decision.
Team: Leaving Floor Penalty = 5 pts. (Deducted from each Judges Score)
Group: Leaving Floor Penalty = 5 pts. (Deducted from Final Score)

***The Chief Judge, the Technical Chair or the Judges' Chair may stop the competition for reasons listed under the header COSTUME / FOOTWEAR / EQUIPMENT FAILURE - ALL EVENTS.**

POSTING OF RESULTS (Clarification September 2017)

It is very important to print the Full Recaps in PDF Format for the Announcer and the Awards Ceremony Director showing the Placement order **from last place to first place**. Both the Announcer and Awards Director must receive the Recaps as they are completed without delay so that he/she can prepare and organize the their file in preparation for the awards ceremonies.

It is also very important to post the completed Full Tabulation Sheets in PDF Format showing all scores, all penalties, all placements and final placement as quickly as possible.

The [Full Tabulation Sheets](#) with the results displaying all scores, all penalties, & all placements of each round must be given to the WBTF President, Technical Advisor and Judges Chair.

1) The [Full Tabulation Sheets](#) must be posted in PDF format (both in print and in electronic format) within two hours of the completion of the round. (Printed copies should be posted where they are visible to all coaches and athletes. Electronic copies should [be posted on website and](#) emailed to all technical advisors and country representatives.) [The Order of Appearance Sheet for the next round of competition should also be posted within two hours of the completion of the round.](#)

2) Copies of the Excel tabulation files with the results must be given to the WBTF Website Administrator for website posting within 2 hours of completion of the round.

DISTRIBUTION OF COMPLETE EXCEL TABULATION FILES:

The following officials are approved to receive the Excel Tabulation Files upon completion:

- 1) WBTF President
- 2) WBTF Technical Advisor
- 3) WBTF Judges Chair
- 4) WBTF Website Administrator
- 5) Host Country Tabulation Department

The Excel tabulation files, themselves, should not be distributed elsewhere. They are the actual tabulation system which is intellectual property of the WBTF.

ENTRIES

Entries are to be collected by each WBTF member federation and submitted to the host country for processing. Entry collection mechanism should be open to all athletes regardless of organization/affiliation within each member country, namely Australia, Canada, Japan and the United States. No medical certificate is required. Each country may send in one full entry package to the organizers, containing all forms, etc. for all of their participants.

ENTRY REQUIREMENTS FOR ATHLETES TO COMPETE IN ALL WBTF COMPETITIONS:

ALL ATHLETES & JUDGES MEMBERSHIP STATUS

All athletes & judges must be members of the organization whose Association/Federation is a member of the World Baton Twirling Federation. **Exceptions:** Official invitation to a non-member federation.

WBTF PASSPORT REQUIREMENT POLICY

All athletes must hold a valid passport in their own name from the nation he/she represents, as proof of their citizenship.

UPDATE AUGUST 2014:

For passport check, the country representatives must submit a photocopy of each athlete's passport. The copy of the passport must show the picture and data. The Passport copies must be submitted digitally. Passports should be submitted in alphabetical order by last name for easier checking by the registrar.

No contestant will be officially entered into the competition until a valid passport copy or valid National Identity Card has been received.

PLEASE SUBMIT ALL PASSPORT COPIES IN .JPG FORMAT and should be named using SURNAME_Given Name_Country

ATHLETE PASSPORT REQUIREMENT POLICY

ATHLETE ELIGIBILITY:

- 1) Cup Events: International Cup, European Cup, Pan-Pacific Cup
 - Athlete must hold 'citizenship' or 'residency' in the nation they represent
 - Athletes with dual/multiple citizenship/residency must make a choice on which nation they will represent. This election will apply for a period of 4 years from the date of election.
 - National Federations may establish *additional* eligibility requirements on athletes.
- 2) The policy includes the requirement that the athlete's country election applies to all WBTF events held within the 4-year period.
- 3) All entry forms must include nation of residency
- 4) Where an athlete's nation of residency is different than their nation of citizenship the WBTF must have a nation declaration form on file.
- 5) Penalty for false statement on nation declaration forms shall be a prohibition of participation at any WBTF competition for a 4 year period.

CLARIFICATION:

'citizenship' and 'residency' ... as defined by each nation's own citizenship legislation

Entries MUST include Passports. (Passports are not required to be from your country of residence, but a valid passport is required for age and identity purposes.)

HOTEL ACCOMMODATIONS:

ALL participants and delegation members must stay at the sponsoring host hotels, no exceptions, [if the host country has declared the Stay to Play Policy is in effect for the event. The hotel options must be published at least one year in advance to give federations the time to plan and organize their arrangements.](#) A rooming list must be given to the host country.

ENTRY FEES

International, European & Pan Pacific Cup Events

Solo	\$50.00 (US) per athlete
2-Baton	\$50.00 (US) per athlete
3-Baton	\$50.00 (US) per athlete
Artistic Twirl	\$50.00 (US) per athlete
Artistic Pair	\$50.00 (US) per athlete, includes alternates
Team	\$25.00 (US) per athlete, includes 2 alternates
Group	\$25.00 (US) per athlete, includes 2 alternates

There will also be a registration fee of \$15.00 per athlete assessed at the 2020 Pan Pacific Cup Championships, as approved at the 2015 WBTF Summer Meeting. This fee is to cover the cost of insurance and related administrative fees. There will only be ONE fee per athlete (the fee is not charged per entry).

The Rebate to the WBTF and Host Country will be 50/50 (net of any associated bank fees).

PROGRAM BOOK FEES

Program books will be available for \$10 per athlete, coach or official. Program books will be \$15.00 for all others.

Credit card or pay pal payments will be accepted for entry and program payments.

WBTF BADGES & CERTIFICATES

WBTF PARTICIPANT BADGE:

The WBTF is responsible for providing each athlete and their coach with an athlete's participant badge. Badge to indicate: WBTF Pan Pacific Cup; city and country where championships held; year Pan Pacific Cup held.

WBTF CERTIFICATE OF PARTICIPATION:

All athletes will receive an official WBTF Certificate of participation. The WBTF will be responsible for supplying the template to the host country to print the WBTF certificates. Host country will be responsible for completing certificates. Certificate to display athletes' name and country.

- Certificate to be signed by the President of the WBTF or his/her designate.
- All Participant Badges & Participation Certificates will be inserted in the "country" package that includes all tabulated results, etc., which is given to each country at the conclusion of the Pan Pacific Cup.
- It is the responsibility of the country to ensure the participation certificates are given to their athletes.

CEREMONIES & AWARDS FOR THE PAN PACIFIC CUP

ATHLETES' PROTOCOL FOR DRESS: (January 2014)

- ❖ Opening Ceremony - Track Suits or Warm Ups
- ❖ Awards Ceremony – Costumes
- ❖ Closing Ceremony – Track Suits or Warm Ups
- ❖ Team/Group athletes who were in the finals are to wear team/group costumes under their track suits or warm ups, and the awards are then presented in costume.

STAGING OF WBTF OPENING CEREMONIES & CLOSING CEREMONIES

OPENING CEREMONIES: (Starting time at 18:30 <6:30 pm> on the evening prior to the start of the competition)

PARADE OF NATIONS:

- 1) Countries will enter the floor in alphabetical order.
The host country will enter last and take the center floor position.
- 2) The WBTF President and Executive Board Members
- 3) WBTF Member Country's Presidents or Representative
- 4) WBTF Executive Technical Committee Members
- 5) WBTF Member Country Technical Advisors
- 6) WBTF Member Country Judges' Representatives and the Official Judges of the Championships

Following introduction, all VIP's and Officials will be seated in front of the floor.

Countries will enter the floor in alphabetical order. The host country will enter last and take the center floor position. The staging may be done in either 1) block formation by rows 2) formation by rows 3) Arc formation by rows

The staging will be determined by the number of countries and size of each country's contingency.

The Flag Bearer and Country Sign of each country will be at the front.

It is protocol to acknowledge the flag bearer/carriers name.

All National Flags must be of the same size and carried on the same size flagpole.

All National Flags have the same seniority.

The protocol of the Opening Ceremony procession is as follows:

The board bearer/carrier bearing the countries name followed by the National Flag, carried by a member of the delegation and then the delegation, this should be in alphabetical order following the host countries language.

While the National Anthem is being played the National Flag of this country should be lifted and then dipped straight ahead. Once the anthem has finished the flag should be lowered and the bottom of the pole may stand on the floor.

The host countries flag should be placed in the center of any display unit during the competition with all the other National Flags being placed in alphabetical order of the host countries language starting on the left of the host countries flag and the next flag placed on the right of the host country and alternating until all flags are in place.

STAGING OF WBTF OPENING CEREMONIES (continued)

Once all the national anthems have been played each flag bearer/carrier will take the flag to the holding unit that will be in use for the duration of the competition and placed in the required spot.

Flag bearer/carriers are to have a designated area to stand with the National Flags. No flag should be placed on the floor but the pole may rest on the floor.

The host country will provide a shortened version of every country's National anthem to be played at Opening Ceremonies.

Welcome Speeches and Introductions:

- 1) Host country's World Representative and/or Country's President
- 2) Introduction of Pan Pacific Competition Director and Announcer(s)
- 3) Any visiting dignitary (i.e. City official, Sponsor, etc.)
- 4) Designated Athlete will read the "Athlete's Creed"
- 5) Designated Judges will read the "Judges' Oath"
- 6) WBTF President Speech (President will declare the opening of the competition.)

Entertainment may be provided at the Opening Ceremonies, but it is not necessary and should be no longer than 30 minutes. The Opening Ceremonies should conclude by 20:00 <8:00 pm> Maximum.

AWARDS (WBTF awards will not to exceed price set by the WBTF Board of Directors).

- ❖ The top three finalists in each Pan Pacific Cup division, level and event shall receive the following:
 - 1st place Gold Medallion with blue neck ribbon
 - 2nd place Silver Medallion with red neck ribbon
 - 3rd place Bronze Medallion with white neck ribbon
- ❖ All 1st, 2nd and 3rd place team and group members shall all receive a medallion.
- ❖ 1st -10th place finalists Placement certificates
- ❖ Medallions shall be a 2" custom design for Pan Pacific with the emblem of the WBTF on each medallion.

The WBTF will be responsible for supplying the template to the host country to print the Finalist certificates. Host country will be responsible for completing certificates. Certificate to display athletes' name, country, and placement in the final.

The World Baton Twirling Federation will provide the medallions, to the host country.

AWARDS CEREMONIES

- ❖ The top three finalists in each Pan Pacific Cup division, level and event will receive their medallion and finalist certificate on the awards podium by the designated WBTF official.
- ❖ The remaining finalists (4th through 10th) in each Pan Pacific Cup division, level and event will receive their finalist certificate on the floor to the left side of the awards podium by the designated WBTF official.

PROTOCOL FOR AWARD PRESENTATIONS:

ALL age groups in each level of a particular discipline should be brought to the end of the floor at one time by the Floor Monitors (to the audience left side). e.g. Solo B – Junior, Senior, Adult in the first line to the side, followed by Solo A – Junior, Senior, Adult in the second line to the side, followed by Solo Elite – Junior, Senior, Adult in the third line to the side (Women then Men). The announcer states: "Please welcome the finalist for Junior Solo Level B". They line up behind podium. They are announced and come forward.

Awards to be presented in the following order:

Level Open - Juvenile, Junior, Senior, Adult Divisions

- 1) Artistic Twirl 2) Artistic Pair 3) Solo 4) Two Baton 5) Three Baton
- 6) Team
 - a. Finalists All finalists receive certificates
 - b. 3rd place Bronze Medallion with white neck ribbon
 - c. 2nd place Silver Medallion with red neck ribbon
 - d. 1st place Gold Medallion with blue neck ribbon

Level Elite - Junior, Senior, Adult Divisions

- 1) Artistic Twirl 2) Artistic Pair 3) Solo 4) Two Baton 5) Three Baton
- 6) Team
 - a. Finalists All finalists receive certificates
 - b. 3rd place Bronze Medallion with white neck ribbon
 - c. 2nd place Silver Medallion with red neck ribbon
 - d. 1st place Gold Medallion with blue neck ribbon

Artistic Group – One Level

- a. Finalists All finalists receive certificates
- b. 3rd place Bronze Medallion with white neck ribbon
- c. 2nd place Silver Medallion with red neck ribbon
- d. 1st place Gold Medallion with blue neck ribbon

WBTF President will provide list of awards presenters, based upon attending country's official representatives/presidents and special dignitaries in attendance.

Awards are to be presented in assembly fashion.

PAN PACIFIC CUP MEDAL AND FINALIST CERTIFICATES PRESENTATION:

1. Medals and Finalist Certificates will be presented by designated officials lined up on the edge of floor in front of awards podium
2. Medal Presentation Bearers carrying the medals or certificates & any other gifts/awards on pillows or trays should stand directly beside the designated Presenter to their right side.
3. Athletes Names are to be read in order of reverse placement
4. Presenters then step forward and present the medals & any other gift/awards to the finalists at the same time and then exit the floor.

EXTRA AWARDS:

Extra awards may be presented by the Host Country for all WBTF events.

Regarding the Decorated Awards Area: If the host country is displaying their country's logo/name, etc., then the WBTF's name and logo.

WBTF CERTIFICATES: COACH RECOGNITION CERTIFICATE

A WBTF "Coach Recognition Certificate" will be presented to all official delegate coaches who are listed in the official registration of the country.

The WBTF Athlete and Coach Recognition Certificate are presented by the WBTF President and designated officials.


STAGING OF WBTF CLOSING CEREMONIES

CLOSING CEREMONIES

PARADE OF NATIONS:

- 1) Countries will enter the floor in alphabetical order.
The host country will enter last and take the center floor position.
- 2) The WBTF President and Executive Board Members
- 3) WBTF Member Country's Presidents or Representative
- 4) WBTF Executive Technical Committee Members
- 5) WBTF Member Country Technical Advisors
- 6) WBTF Member Country Judges' Representatives and the Official Judges of the Championships

Following introduction, all VIP's and Officials will be seated in front of the floor.

The staging may be done in either 1) block formation by rows 2)  formation by rows 3) Arc formation by rows

The staging will be determined by the number of countries and size of each country's contingency.

The Flag Bearer and Country Sign of each country will be at the front.
Follow same Flag Protocol as Opening Ceremonies.

At the closing ceremony the flags should be placed back in the holding unit and only removed once the audience has left the arena. This again, would be as a mark of respect for the National Flags.

CLOSING SPEECHES & PRESENTATIONS:

- 1) Coaches' Certificates of Appreciation Presentation
- 2) [Judges' Certificates of Appreciation Presentation](#)
- 3) Special Athlete's Certificates Presentation
- 4) Special Awards Presentations
- 5) Speeches by dignitaries
- 6) Host country's World Representative and/or Country's President
- 7) Introduction of Pan Pacific Competition Staff
- 8) Any visiting dignitary (i.e. City official, Sponsor, etc.)
- 9) Tossing of the "Friendship" Baton. Host country designates athlete from their country to toss the Friendship baton to the designated athlete from the next host country.
- 10) Lowering of WBTF Flag
- 11) Presentation of WBTF Flag to WBTF President who in turn awards the WBTF to the next hosting country of the Pan Pacific Cup.
- 12) WBTF President Speech (President will declare the closing of the competition.)

Entertainment may be provided, but is not necessary. The closing ceremonies should be conducted in an efficient and limited amount of time.

PROTESTS/APPEALS:

POLICY/PROTOCOL FOR CORRECTING MISTAKES MADE IN ANNOUNCING AND

AWARDING OF WRONG ATHLETE: (How to correct and award the correct athlete, how to stage re-presentation, how to correct award picture.)

(This policy is effect for the World Championships, International Cup, along with all Continental Level Cups and Championships.) Summer Meeting August 2016

1. Judges decisions are considered final and their scores cannot be appealed.

The exception is penalties.

Penalties incorrectly assessed for drops and/or content restrictions may be challenged **ONLY** if the appeal is submitted to the technical director within the 30 minutes following the announcement that the results have been posted and before the next round of competition is to take place or before the final placements are announced at awards ceremonies.

An appeal must be submitted by an official delegate of the Federation (for example: Technical Advisor, Judges Representative, or President).

Appeal of an incorrectly assessed drop penalty or content restriction involves the technical director and judge's chair ability to review an officially sanctioned video which clearly displays the error.

Protests MAY NOT be submitted by a competitor (or the competitor's coach and/or technical advisor against another competitor.

It should be noted that two judges are to be used to assess drop penalties for Team and Artistic Group. If the number of drops assessed differs between the two judges the average number is taken and will be rounded up to the next whole number.

For example: Penalty Judge # 1 assesses 4 drops

Penalty Judge # 2 assesses 3 drops

The average of 3.5 is rounded up to 4 drops

In an effort to help correct penalties incorrectly assessed in error in a timely manner, the penalty judges will display the penalties immediately following the performance. Drop penalties will be displayed in Red and Content Restrictions will be displayed in Yellow.

It should also be noted that incorrectly assessed penalties "missed" may be appealed (not just penalties taken in error.)

All tabulated results are considered final 48 hours after the close of the competition.

Errors in tabulation or score calculation identified within the immediate timeframe of the competition are to be reported to the competition organizers, who will investigate and correct immediately as necessary.

In this case, to officially correct an error, the following procedure should be implemented:

- Have all competitors in the category/age division who placed report to the competition director with their medallions
- Explain the error to the competitors, award ceremony coordinator, and announcer
- Schedule, as quickly as possible, a public corrected awards presentation of the division
- An official picture of the corrected final placement is taken for historical documentation.
- In the event all competitors cannot be contacted and/or present for a publicly corrected awards presentation for the division, the process stated below will take place:
 - The corrected placements will be announced
 - The official photographer will need to “photoshop” the official picture with the athletes standing in their proper final placement

APPEALS COMMITTEE REGARDING TABULATION:

1. The Appeals Committee shall be chaired by the President of the Federation.
2. The President shall appoint two (2) members of the elected Executive of the Federation, one of which may be the Vice President.

Summer Meeting - August 2016

DISCIPLINE COMMITTEE:

The Discipline Committee shall be chaired by the Vice President, Executive Committee of the World Baton Twirling Federation, and other appointed WBTF Disciplinary Commission Members, as needed.

LIABILITY INSURANCE:

Host Country is responsible for the following insurance coverage for all activities prior to and during the WBTF Championships and Cup competitions:

- Accident Insurance (per person) - Death, Invalid
- General Liability Insurance Host Country is responsible for:
- Entire cost for all of the meeting rooms and AV Equipment required by the WBTF.

The host country is responsible for providing a suitable facility for the Pan Pacific Cup & associated activities.